

# Broadband READY

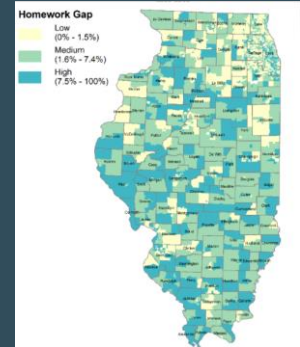
## Statewide Snapshot

# Digital Indicator

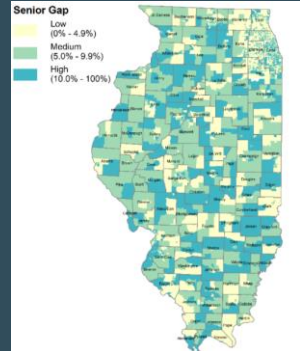
## 2021 DASHBOARD

### DIGITAL DEMOGRAPHICS

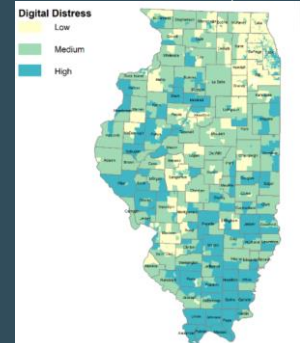
#### HOMEWORK GAP | 6.1%



#### SENIOR GAP | 7.7%



#### DIGITAL DISTRESS | 18.5%



### ACCESS + AVAILABILITY

**93.6%** HH > 25/3 Mbps **83.3%**

Statewide | ----- | Rural

**90.0%** HH > 100/20 Mbps **73.1%**



CONNECTIVITY	%
CONNECTED WITH DEVICE	72
FULLY DISCONNECTED	14
INTERNET INSUFFICIENT	10
DEVICE DEFICIENT	4



#### UNSERVED HOUSEHOLDS (<25/3 MBPS)

**54.2%** **2,638,735**  
Microsoft Speed Test Data

**22.3%** **1,085,098**  
M-Lab Speed Test Data

**6.4%** **311,767**  
Illinois Mapping Data

### ADOPTION + AFFORDABILITY

TECHNOLOGY	%
BROADBAND SERVICE	86.0
CELLULAR SERVICE	77.5
WIRELINE SERVICE	70.4
SATELLITE SERVICE	6.4



DEVICES AT HOME	%
AT LEAST 1 DEVICE	92.1
DESKTOP OR LAPTOP	77.0
SMARTPHONE	86.3
ONLY SMARTPHONE	9.6
TABLET	21.8
NO DESKTOP OR LAPTOP	24.4

### UTILIZATION

K-12 INSTRUCTION	%
HYBRID	53
REMOTE	30
IN-PERSON	15
OTHER	3



**87.8%**  
Students with District-provided devices



**XXX,XXX**  
Virtual Interactions

### PROGRAM IMPACT

#### INFRASTRUCTURE EXPANSION

ALL NEW CONNECTIONS	XX,XXX
via CONNECT ILLINOIS	X,XXX
via FEDERAL FUNDING	X,XXX
via LOCAL FUNDING	X,XXX



PUBLIC WI-FI	
TOTAL SITES	XXX
NEW SITES	XX



#### COMPUTER EQUITY NETWORK

TOTAL USED COMPUTERS SOURCED	XX,XXX
PRIVATE SECTOR	XX,XXX
PUBLIC SECTOR	XX,XXX
USED COMPUTERS REDISTRIBUTED	XX,XXX



#### DIGITAL NAVIGATORS

COMMUNITIES	XX
ORGANIZATIONS	XX
NAVIGATORS	XXX
ILLINOISANS	X,XXX

