



What is the goal of the Broadband Equity Access and Deployment (BEAD) Program?



The BEAD Program awarded Illinois **\$1.04 billion** to connect all unserved and underserved locations to broadband over the next 5 years

1. Page 14 of BEAD NOFO, on the definition of Priority Broadband Project
2. Page 33 of BEAD NOFO, on the allocation of grant funds
3. Page 65 of BEAD NOFO, on deployment deadlines and benchmarks
4. Page 42-46 of BEAD NOFO, on inclusion of affordability in the BEAD scoring criteria

Source: [BEAD NOFO](#)



Ensure universal broadband coverage in the state, using fiber wherever possible



Prioritize access for unserved & underserved locations, community anchor institutions, and Wi-Fi equipment for MDUs²



Select sub-grantees to implement broadband within one year, and complete implementation within four years³



Improve broadband affordability through a low-cost broadband service option and middle-class affordability plan⁴

Overview of Illinois Broadband Map Challenge Process



What is the purpose of the challenge process?

- Ensure the state's broadband map accurately reflects your home or organization's access to broadband
- Inform which locations are eligible for funding



Who can submit challenges?

- Units of local government, non-profit organizations, and internet service providers can submit challenges
- Individuals can participate through local governments or non-profits



What can be challenged?

Each **location displayed on the map** can be challenged if characteristics such as availability, speed, or latency are **not correctly listed**

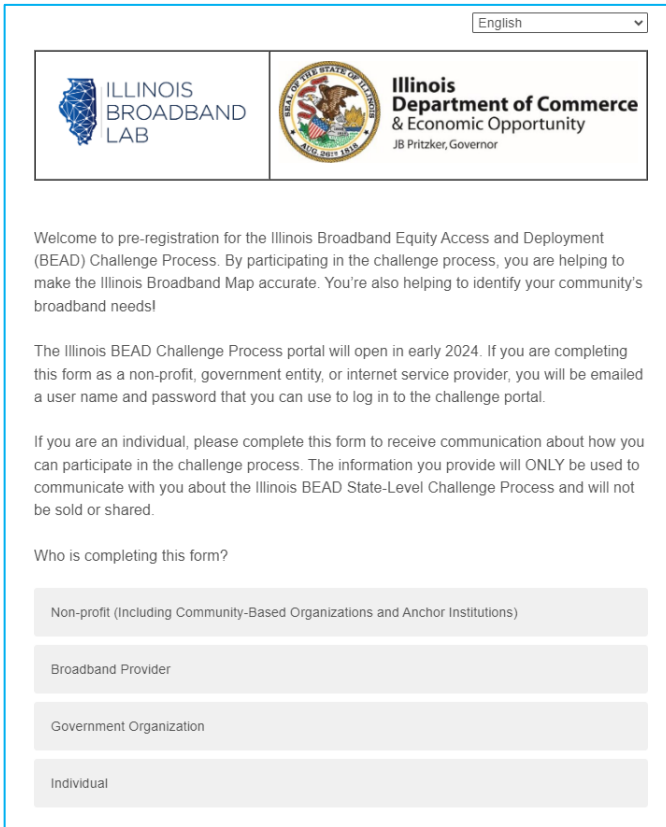


When will the challenge process be held?

The challenge process will **start in the coming few weeks** and run for 2-4 weeks

What will the challenge process look like?

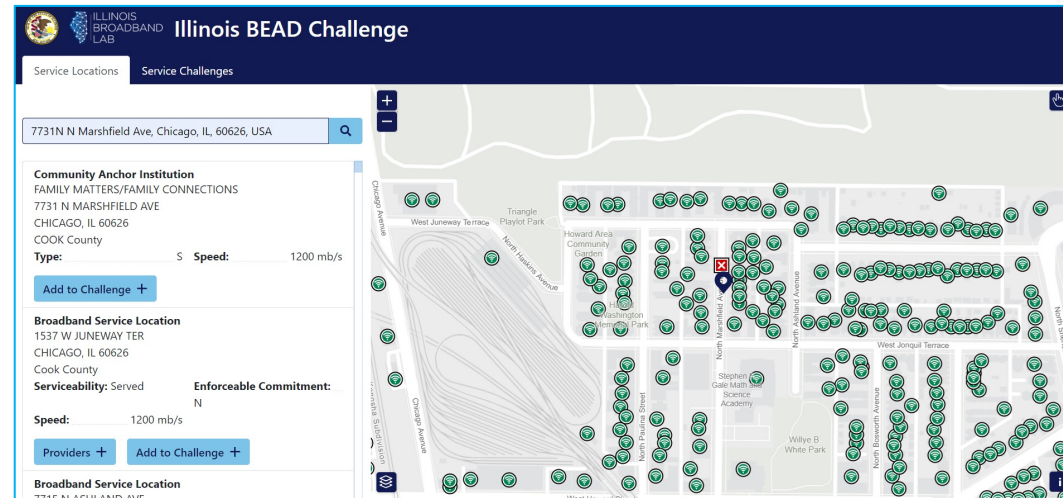
Step 1: Pre-register



The screenshot shows the top of a web form. On the left are the logos for 'ILLINOIS BROADBAND LAB' and the 'Illinois Department of Commerce & Economic Opportunity' with Governor JB Pritzker's name. A language dropdown menu is set to 'English'. Below the logos is a welcome message: 'Welcome to pre-registration for the Illinois Broadband Equity Access and Deployment (BEAD) Challenge Process. By participating in the challenge process, you are helping to make the Illinois Broadband Map accurate. You're also helping to identify your community's broadband needs!'. This is followed by two paragraphs of instructions: one for non-profits/government entities/service providers and another for individuals. At the bottom, there is a question 'Who is completing this form?' with four radio button options: 'Non-profit (Including Community-Based Organizations and Anchor Institutions)', 'Broadband Provider', 'Government Organization', and 'Individual'.


Now!

Step 2: Select location or area to challenge on the map



January 22*

Step 3: Submit evidence of challenge in the portal



January 29*



Illinois
Department of Commerce
& Economic Opportunity



What can you challenge?

Challenged location

Code

Challenge type

Description



Broadband serviceable locations

A	Availability	The broadband service identified is not offered at the location, including a unit of a multiple dwelling unit (MDU)
S	Speed	The actual speed of the service tier falls below the unserved or underserved thresholds
L	Latency	The round-trip latency of the broadband service exceeds 100ms
D	Data cap	The only service plans marketed to consumers impose an unreasonable capacity allowance data cap”) on the consumer
T	Technology	The technology indicated for this location is incorrect
B	Business service only	Location is residential, but the service offered is marketed or available only to businesses



Enforceable commitments and/or planned service

P	Planned Service	Knowledge that broadband will be deployed at this location by June 30, 2024, without an enforceable commitment or a provider is building out broadband offering performance beyond the requirements
N	Not part of enforceable commitment	Location in an area subject to an enforceable commitment to <100% of locations and is not covered by commitment
E	Enforceable Commitment	The challenger has knowledge that broadband will be deployed at this location by the date established in the deployment obligation



Community Anchor Institutions (CAI)

C	Location is a CAI	The location should be classified as a CAI
R	Location is not a CAI	The location is currently labeled as a CAI but is a residence, a non-CAI business, or is no longer in operation
S	Speed (for CAIs)	The location of the CAI lacks access to at least 1 gigabit symmetrical service

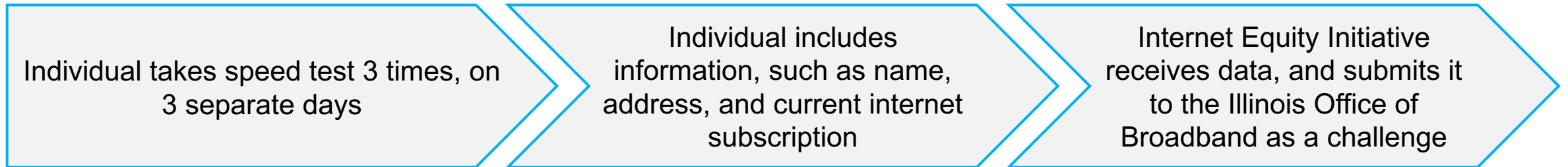
BEAD Challenge Process

How individuals can participate

How can individuals participate in the challenge process?

- Only eligible entities may submit challenges directly, including:
 - Non-profit organizations
 - Local government entities
 - Internet service providers
- **However, these entities can also submit challenges on behalf of individuals**
- A local non-profit called the Internet Equity Initiative, based out of the University of Chicago, has developed a tool that can be used by individuals to test their speed and latency, and then be submitted as a challenge

How it works:



Only you know what internet quality you get in your home, and communities where your experience may be different than what's reflected on the map. The more community members who participate, the more we understand broadband need and can ensure funding goes to where it's needed most.



Your role as a trusted local organization

What you can do to empower residents to participate


We want to equip you to bring this information to members of your community, educate them on why the broadband map is important, and support them through the speed test process.

Get trained today, so you can train others tomorrow!

- ✓ **Share** the opportunity through social media
- ✓ **Print and distribute** one-pagers at events and meetings
- ✓ **Post** to bulletin boards in community spaces like grocery stores, laundromats, community centers, field houses, etc.
- ✓ **Train** members of your community on how to participate
- ✓ **Support** residents you have relationships or touchpoints with – show them how to check their current subscription, help them take a speed test



The important role of multi-dwelling unit residents



In some instances, an apartment building may be marked as connected to high-speed internet on the broadband map, when not all units are.

How can you correct the map?

Residents can take 3 speed tests over 3 days to document their reality, and potentially alter whether their building is eligible for funding to update broadband infrastructure.

- In a 2- to 15-unit building, at least 1 unit must participate
- In a 16- to 24-unit building, at least 2 units must participate
- In a building with 25 or more units, at least 3 units must participate

Will my participation have an impact on the map?

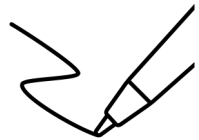
The entire building may be considered eligible for funding to improve broadband quality if:

- 1) The median of three speed tests taken on three separate days delivers a result slower than 100/20 mbps or latency above 100 mbps, and
- 2) Units subscribe to a plan 100/20 mbps or higher

Speed Test Tool Instructions

Find the internet speeds your household currently subscribes to.

There will be a download and upload speed, labeled as megabits per second, or MBPS
(i.e., 100/20 mbps)



Write this down!

Where can I find my current subscription?

- Option 1: Log onto your account online or using your internet provider's mobile app
- Option 2: Call your internet service provider and ask what speeds you subscribe to

Speed Test Tool Instructions

Hover over text on website to view in Spanish.

Visit BEADChallenge.org

Click "Start"

This will prompt the speed test to begin. It may take a minute or two.



- Best practices:**
- Get close to your router
 - Plug into your router if you can



Illinois Department of Commerce & Economic Opportunity



Speed Test Tool Instructions

View your speed test results.

Speed Test for Broadband Equity, Access and Deployment (BEAD) Challenge Process

The speed test results are displayed in a clean, modern interface. On the left, a large circular progress indicator shows the test is complete, with the text "OpenSpeedTest™" and "All done" in the center. The progress ring has markers at 0, .5, 1, 10, 100, 500, and 1000+. Below the ring is a horizontal progress bar and a user profile icon. On the right, four data cards are stacked vertically. The first card shows "DOWNLOAD" with a downward arrow icon, a value of "466.3 Mbps", and a red area chart showing a steady increase over time. The second card shows "UPLOAD" with an upward arrow icon, a value of "15.5 Mbps", and a red area chart showing a peak followed by a decline. The third card shows "LATENCY" with a circular arrow icon, a value of "14 ms". The fourth card shows "JITTER" with a circular arrow icon, a value of "0.8 ms". At the bottom of the interface, there is a red dot icon followed by the text: "Unreliable or poor internet? Take a speed test to measure the quality of your household's internet service. Completing a speed test on three separate days will help ensure your neighborhood gets its fair share of funding for broadband improvements. (Click here for full instructions)".

DOWNLOAD
466.3
Mbps

UPLOAD
15.5
Mbps

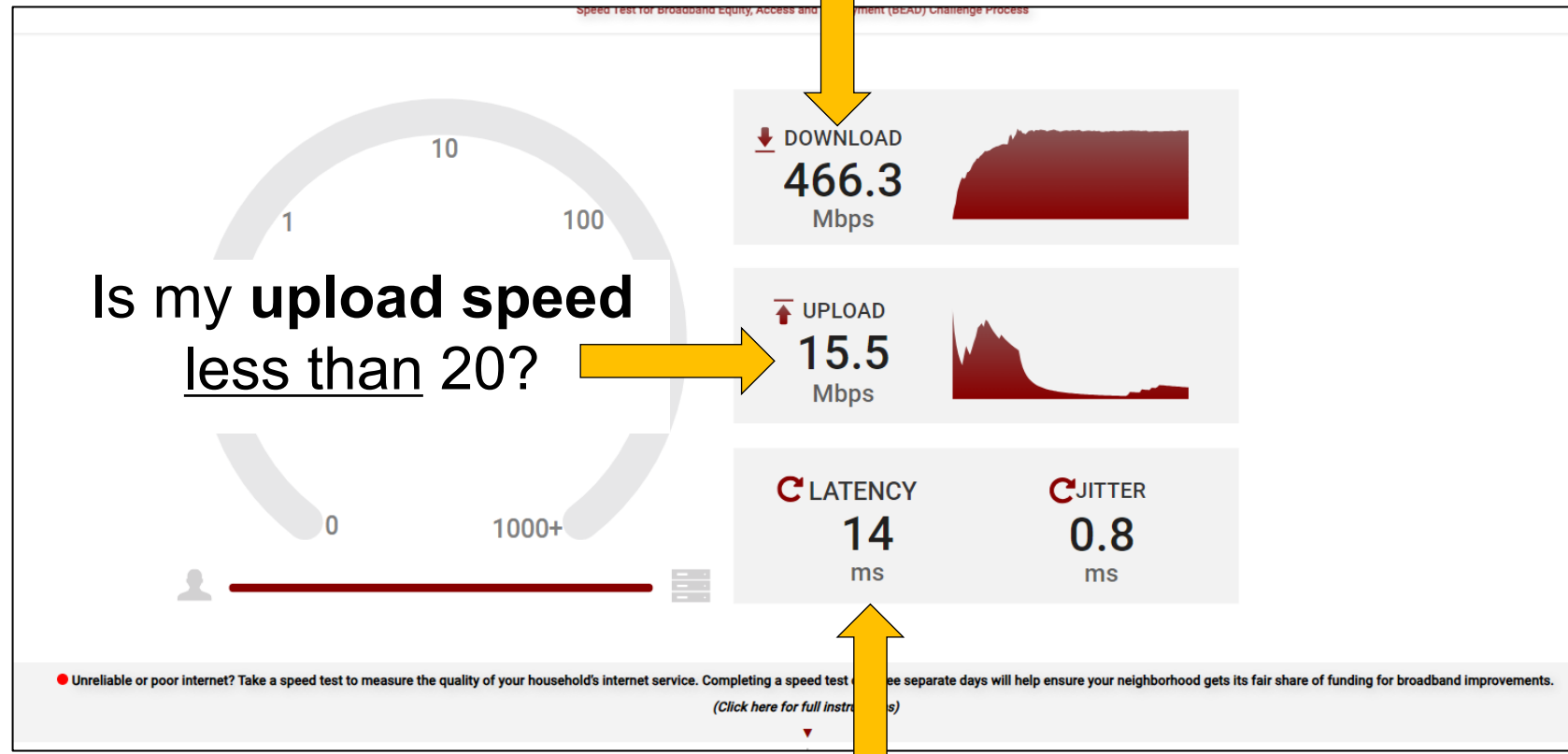
LATENCY
14
ms

JITTER
0.8
ms


Unreliable or poor internet? Take a speed test to measure the quality of your household's internet service. Completing a speed test on three separate days will help ensure your neighborhood gets its fair share of funding for broadband improvements.
[\(Click here for full instructions\)](#)

Speed Test Tool Instructions


What are we looking for?



Is my **download speed** less than 100?



Is my **latency** greater than 100?

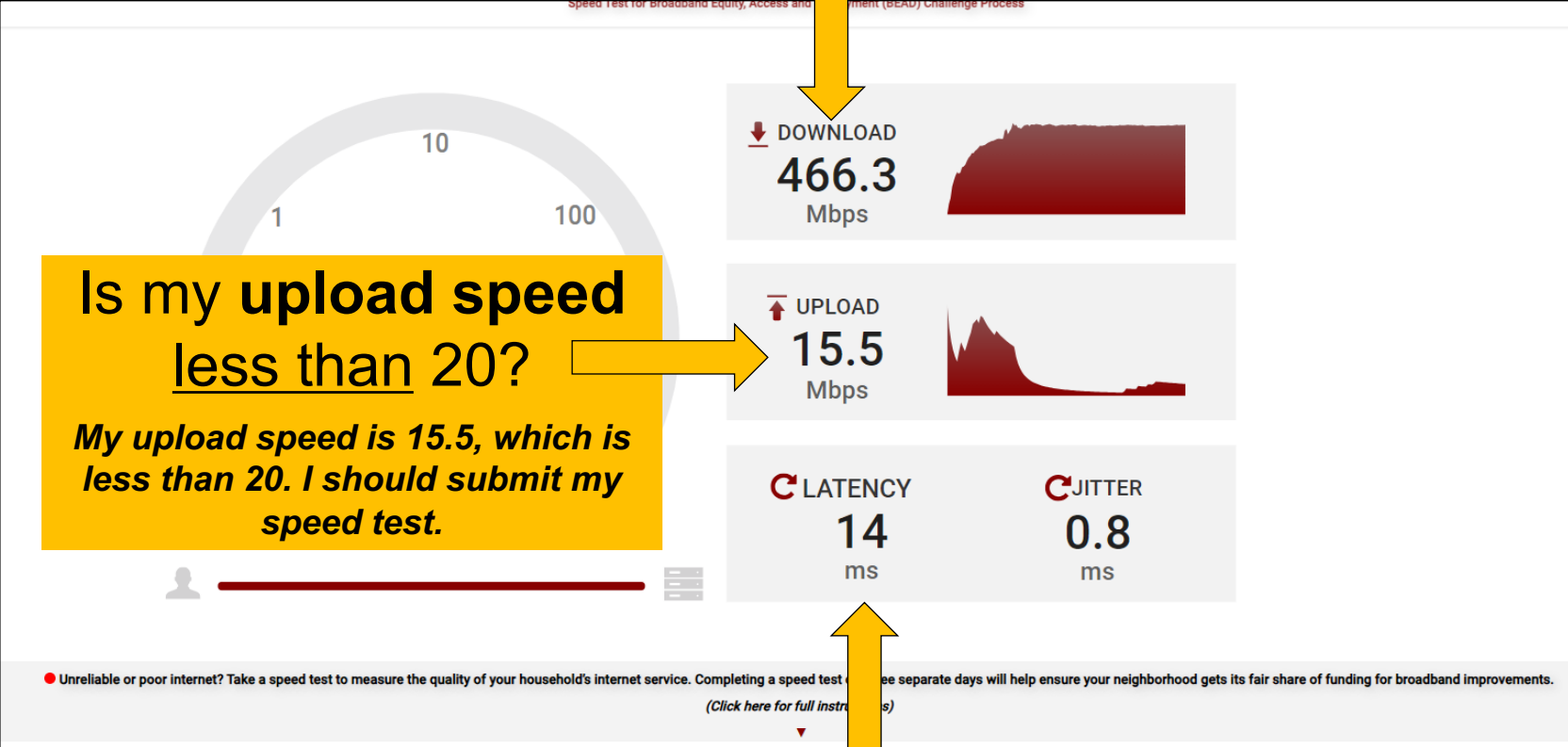
Knowledge Check! 

Is there any result of this speed which should prompt me to submit my speed test as part of a challenge?


Speed Test Tool Instructions

Is my download speed less than 100? **No.**

What are we looking for?



Is my latency greater than 100? **No.**

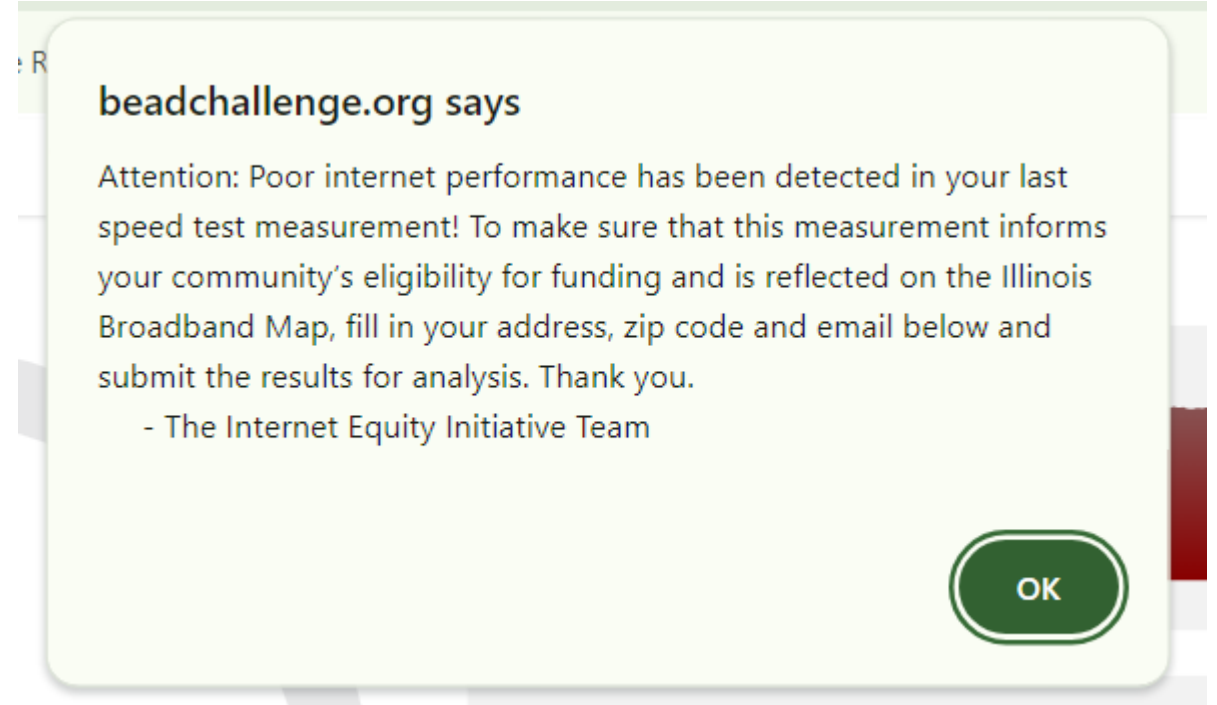
Knowledge Check! 

Is there any result of this speed which should prompt me to submit my speed test as part of a challenge? → **YES!**

Speed Test Tool Instructions

If your speed tests generates one of the following, you'll receive this notification

- Latency over 100 ms
- Download speed less than 100 mbps
- Upload speed less than 20 mbps



Speed Test Tool Instructions

Speed Test for Broadband Equity, Access and Deployment (BEAD) Challenge Process

OpenSpeedTest™
All done

DOWNLOAD
466.3
Mbps


UPLOAD
15.5
Mbps

LATENCY
14
ms

JITTER
0.8
ms

Unreliable or poor internet? Take a speed test to measure the quality of your household's internet service. Completing a speed test on three separate days will help ensure your neighborhood gets its fair share of funding for broadband improvements.
[\(Click here for full instructions\)](#)

Click on the down arrow to fill in your information



Speed Test Tool Instructions

Fill in your information,
then click Submit



First Name Last Name

Email ZIP Code

Street Number Street Name

Unit # City State

I attest that I have subscribed for an Internet plan of (Mbps):

Download Speed Upload Speed

Submit

Now, **REPEAT!**



Take **two more speed tests, over two separate days**, and **submit** your information each time.

A challenge won't count unless there are **three speed tests across three days**.

(Does not need to be three days in a row, just three separate days.)

Community outreach materials downloadable at:

dceo.illinois.gov/beadchallenge

Facebook

Calling all Illinois Residents:
Let's get the Illinois broadband map right!
How you can help: Take 3 speed tests over 3 days!

- 1 Confirm your Current Subscription**
Confirm what internet speed your household subscribes to, and write it down.
(Your subscription speed will include a download speed and an upload speed. For example, "100/20 mbps.")
- 2 Test your speed**
Visit BEADChallenge.org and click "Start" to run a speed test
- 3 Submit and Repeat**
Fill in your name, email, zip code, address, and speed you currently subscribe to, then submit!
(Repeat two more times, on two separate days)

ILLINOIS BROADBAND LAB
Illinois Department of Commerce & Economic Opportunity

Instagram

Calling all Illinois Residents:
Let's get the Illinois broadband map right!
How you can help: Take 3 speed tests over 3 days!

- 1 Confirm your Current Subscription**
Confirm what internet speed your household subscribes to, and write it down.
(Your subscription speed will include a download speed and an upload speed. For example, "100/20 mbps.")
- 2 Test your speed**
Visit BEADChallenge.org and click "Start" to run a speed test
- 3 Submit and Repeat**
Fill in your name, email, zip code, address, and speed you currently subscribe to, then submit!
(Repeat two more times, on two separate days)

ILLINOIS BROADBAND LAB
Illinois Department of Commerce & Economic Opportunity

LinkedIn

Calling all Illinois Residents:
Let's get the Illinois broadband map right!
How you can help: Take 3 speed tests over 3 days!

- 1 Confirm your Current Subscription**
Confirm what internet speed your household subscribes to, and write it down.
(Your subscription speed will include a download speed and an upload speed. For example, "100/20 mbps.")
- 2 Test your speed**
Visit BEADChallenge.org and click "Start" to run a speed test
- 3 Submit and Repeat**
Fill in your name, email, zip code, address, and speed you currently subscribe to, then submit!
(Repeat two more times, on two separate days)

ILLINOIS BROADBAND LAB
Illinois Department of Commerce & Economic Opportunity

Twitter

Calling all Illinois Residents:
Let's get the Illinois broadband map right!
How you can help: Take 3 speed tests over 3 days!

- 1 Confirm your Current Subscription**
Confirm what internet speed your household subscribes to, and write it down.
(Your subscription speed will include a download speed and an upload speed. For example, "100/20 mbps.")
- 2 Test your speed**
Visit BEADChallenge.org and click "Start" to run a speed test
- 3 Submit and Repeat**
Fill in your name, email, zip code, address, and speed you currently subscribe to, then submit!
(Repeat two more times, on two separate days)

ILLINOIS BROADBAND LAB
Illinois Department of Commerce & Economic Opportunity

One-Pager for Individuals

Instructions for Individuals

Let's get the Illinois broadband map right!

Help make sure Illinois broadband dollars go where they're needed most by completing three speed tests, on three different days.

Visit BEADChallenge.org to get started.

It's as easy as 1-2-3!

1

Confirm what internet speed your household subscribes to, and write it down or take a screenshot. Log into your internet service account to check.

Your subscription speed will include a download speed and an upload speed. For example, "100/20 mbps."

2

Visit BEADChallenge.org and click "Start" to run a speed test.

3

Click on "Click here for full instructions!" and then fill in your name, email, zip code, address, and speed you currently subscribe to. Then click "Submit!"

Repeat steps 1 - 3 two more times on two separate days to make sure your challenge is complete.

?

- **What is a speed test?**
A speed test measures the speed and quality of your internet at a point in time.
- **Why should I take a speed test?**
Taking a speed test will help ensure that the Illinois Broadband Map accurately shows where there is and is not quality internet available to residents.
- **What is this tool?**
By completing a speed test using this tool and sharing your location information, the University of Chicago Internet Equity Initiative will submit internet quality information on your behalf.
- **What happens after I submit my speed test?**
You'll then be prompted to complete two more speed tests on two separate days to complete the process. To help you out, you'll receive email reminders to complete your second and third speed tests.

Questions? Email broadband@illinois.gov or visit DCEO.illinois.gov/BEADChallenge.



One-Pager for Residents of Multi-Dwelling Units

Instructions for Multi-Dwelling Units



Let's get the Illinois broadband map right!

Do you live in an apartment building? Do you have slow internet service in your unit, or believe that quality internet is not offered in your unit?

Your help is needed to make sure Illinois broadband dollars go where they're needed most!

It's as easy as 1-2-3!

1

Confirm what internet speed your household subscribes to, and write it down or take a screenshot. Log into your internet service account to check.

Your subscription speed will include a download speed and an upload speed. For example, "100/20 mbps."

2

Visit BEADChallenge.org and click "Start" to run a speed test.

3

Click on "Click here for full instructions!" and then fill in your name, email, zip code, address, and speed you currently subscribe to. Then click "Submit!"

Repeat steps 1 - 3 two more times on two separate days to make sure your challenge is complete.

?

- **How many units need to participate?**
 - In a 2 to 15-unit building, at least 1 unit must participate
 - In a 16 to 24-unit building, at least 2 units must participate
 - In a building with 25 or more units, at least 3 units must participate
- **How do I know if my speed tests will change the map?**
The entire building may be considered eligible for funding to improve broadband quality if:
 - 1) the median of three speed tests taken on three separate days delivers a result slower than 100/20 mbps or latency above 100 ms, and
 - 2) units subscribe to a plan 100/20 mbps or higher.

Questions? Email broadband@illinois.gov or visit DCEO.illinois.gov/BEADChallenge.



Download
One-Pager:

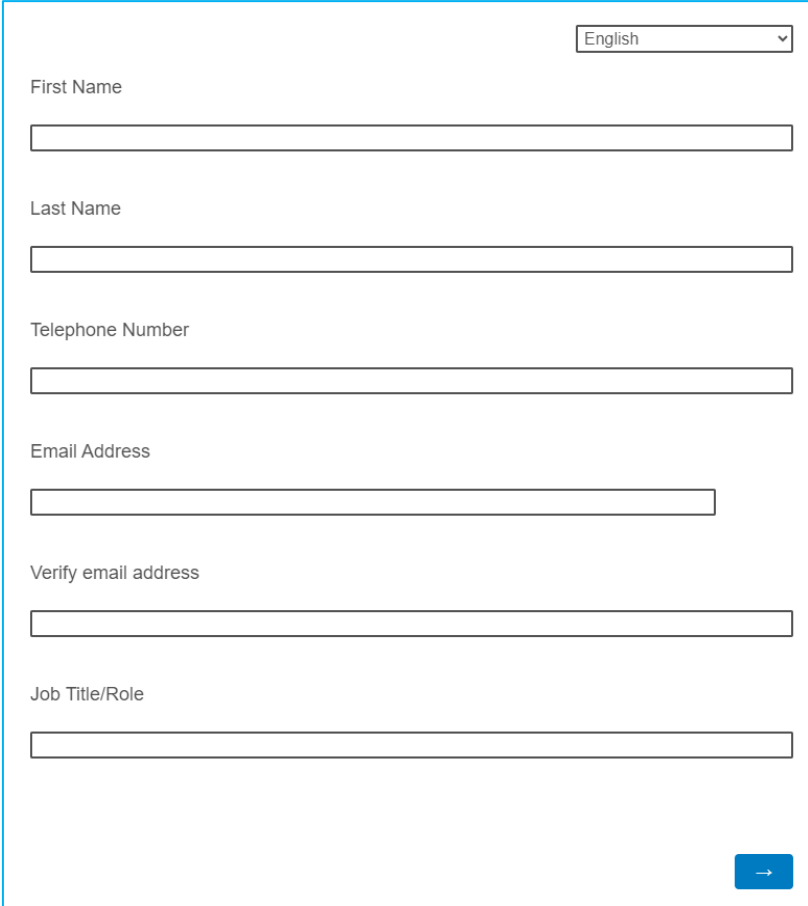
[dceo.illinois.gov/
beadchallenge](http://dceo.illinois.gov/beadchallenge)

Non-profits, local gov, ISPs can submit challenges directly – but pre-registering for the challenge process online is required

Why is pre-registration required?

- 1) Communications:** Receive up-to-date communication about the challenge process, including important dates, resources, and updates
- 2) Identity Verification:** For a challenge to be submitted, the IOB needs to verify that the entity submitting the challenge is eligible

It's an easy and quick way to make sure you're able to help ensure the broadband map is accurate. [Click here to pre-register.](#)



A screenshot of a pre-registration form. At the top right, there is a language selection dropdown menu set to "English". Below this are several input fields: "First Name", "Last Name", "Telephone Number", "Email Address", "Verify email address", and "Job Title/Role". Each field is represented by a horizontal text box. At the bottom right of the form, there is a blue button with a white right-pointing arrow.

Sample screenshot from pre-registration form