



ILLINOIS
BROADBAND
LAB



Illinois
Department of Commerce
& Economic Opportunity
OFFICE OF BROADBAND
JB Pritzker, Governor



UNIVERSITY
OF ILLINOIS
SYSTEM

Broadband **READY**

Regional Digital Equity Engagement – Southwest Region

January 18, 2024

Today's Agenda

Introductions



**Group Discussion &
Recharge**

State Digital Equity Plan

Unpacking the Plan

Regional Findings

Breakout & Discussion



Submitting Comments

BEAD Challenge Process

Regional Updates & READY



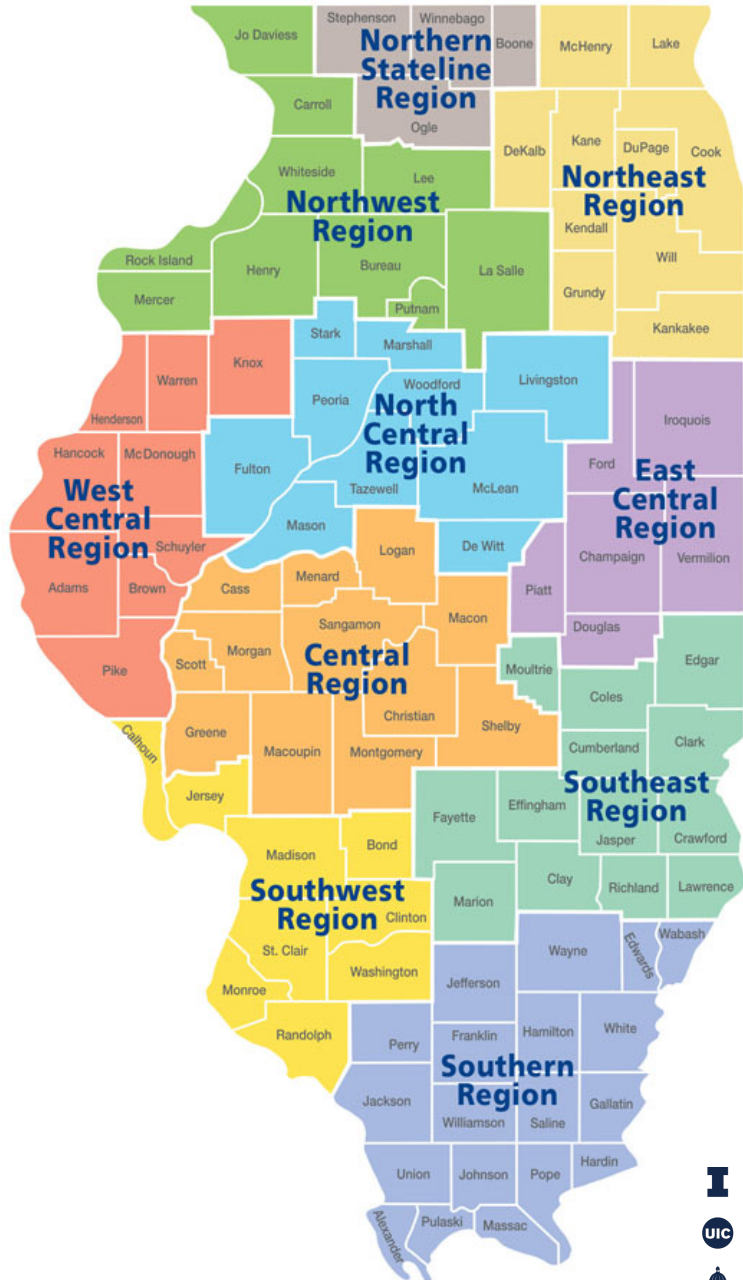
Closing

Announcements & General Discussion



Broadband *READY*

Broadband Regional Engagement for Adoption + Digital Equity (READY)



Context



The Digital Equity Act of 2021 requires State Digital Equity Plan

- Provides funding across the State Capacity and Competitive Grant programs



The State Digital Equity Plan highlights digital equity needs in Illinois and offers a perspective on existing assets and ongoing gaps



The Plan highlights unique digital equity challenges and opportunities in Illinois gathered from the Spring 2023 Listening Tour



The State Digital Equity Plan draft is currently open for public comment until January 31st



Digital Equity is the condition in which individuals and communities have **sustained access and the capabilities for productive use** of information technology that is needed for full participation in the society and economy of the United States

Digital equity is the target outcome of federal broadband funding



“Digital equity is necessary for civic and cultural participation, employment, lifelong learning, and access to essential services.”



A stakeholder engagement process that includes underrepresented populations is required to access funds



“Achieving digital equity is a matter of social and economic justice and is worth pursuing.”

Background: The Digital Equity Act of 2021 provides funding across two digital equity programs

Created by the Bipartisan Infrastructure Law, the Digital Equity Act Programs provide funding to promote digital inclusion and advance equity for all

Funding program	Description	Primary focus	Project funding administered by	Timeline
1. Digital Equity State Capacity Grant Program	~\$1.44B¹ In funding for digital inclusion plans activities	Executing the State Digital Equity Plan (SDEP) by implementing digital equity initiatives (e.g., access to digital literacy training)	 State governments	Applications in early-mid 2024
2. Digital Equity Competitive Grant Program	~\$1.25B² In funding to promote digital inclusion and broadband adoption activities	Facilitating digital inclusion activities (e.g., workforce development programs) as well as broadband adoption and affordability that benefits covered populations	 Federal government (NTIA)	Applications in mid-late 2024

State of IL expects to receive \$30M to \$35M from the Digital Equity State Capacity Grant Program³

1. ~\$1.5B allocated in total for the DE State Capacity Grant Program; \$60M for State Planning Grants (FY22), and \$1.44B for State Capacity Grants (FY22 – FY26); 2. <= 10% of fund towards evaluation activities; <= 10% towards administration activities; 3. Estimated based on award formula outlined in Bipartisan Infrastructure Law (US Senate H.R. 3684, Infrastructure Investment and Jobs Act)

The Digital Equity Act of 2021 identifies eight “Covered populations”

Covered Populations

Identity groups and communities disproportionately impacted by digital inequity



Low-income households



People with disabilities



Aging populations



People with language barriers



Incarcerated individuals



Racial and ethnic minorities



Veterans



Rural inhabitants

Covered populations have **historically been unable to fully engage in the digital economy**—gaps in broadband adoption and device access persist between covered populations and their non-covered peers

Breakdown of covered populations in IL compared to national averages: ~5.4M (42%) racial or ethnic minorities and ~2.7M (21%) below 150% of the federal poverty line

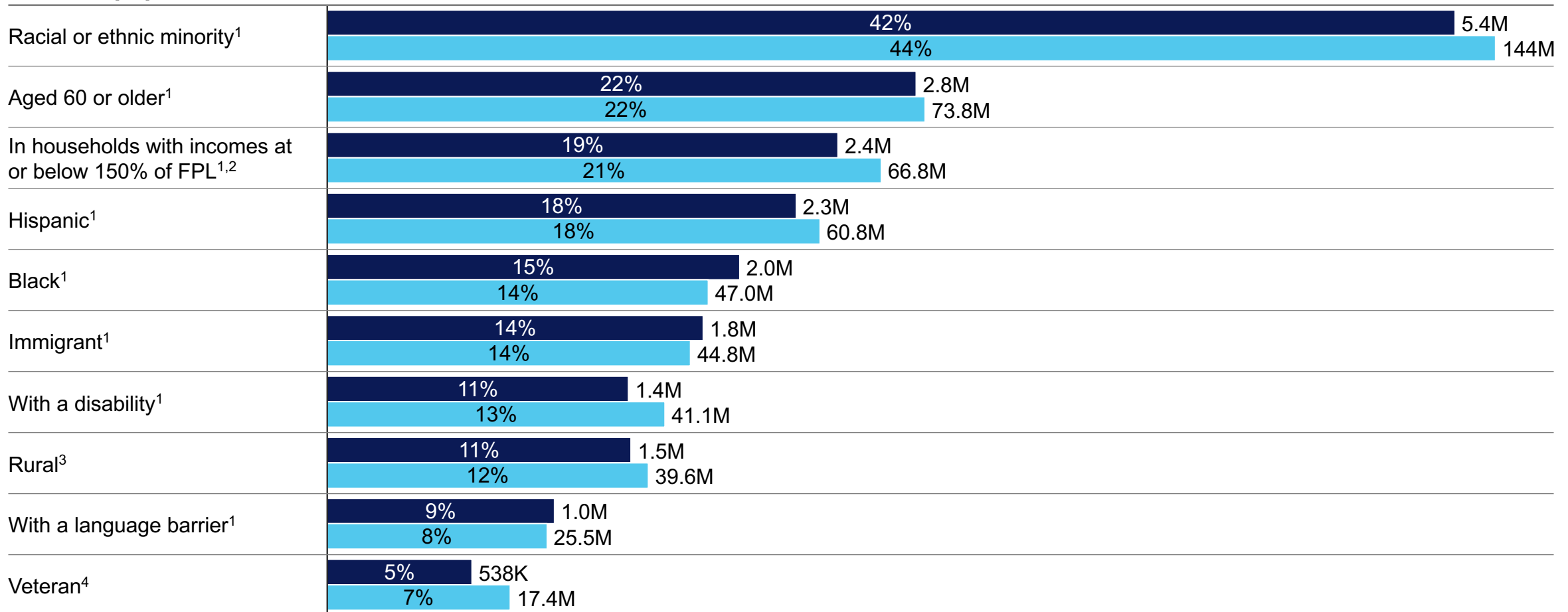
■ Illinois ■ United States

DATA AS OF 03/21/2023

Covered population

Breakdown of covered populations in IL

Percent of total population, total covered population count



1. US Census 2021 ACS 5-year data (Table DP05); [Digital Equity Act Population Viewer](#); 2. Federal Poverty Line; 3. US Census 2021 ACS 5-year data, [Based on OMB](#); 4. [definition of rural](#): a "micro area (urban core of 10,000-49,999 people)" or a county "outside of a metro or micro areas"; 5. US Census 2021 ACS 5-year data (Table DP02), Based on the total civilian population over 18 years and over

Last year, the Illinois Broadband Lab held 55+ listening sessions across the state to hear about residents' greatest barriers to connectivity



Springfield, Central Region
4/26/2023



Chicago, Northeast Region
5/3/2023

Sample photos from listening sessions

The listening tour spanned all 10 regions and engaged 1250+ stakeholders

Sessions were held across the state from March to June 2023



Residents

24 in-person listening sessions¹
2 webinars



Local Organizations & Non-Profits

22 in-person listening sessions²
2 webinars²



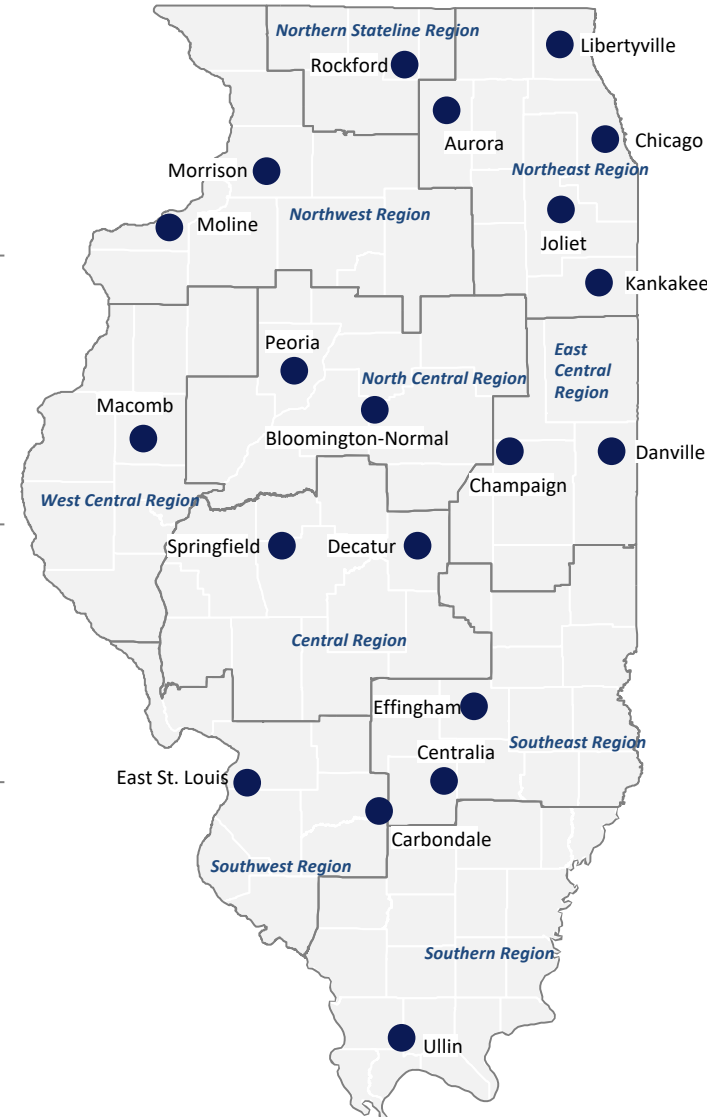
Local Government

19 in-person listening sessions
2 webinars



Internet Service Providers

Numerous listening sessions
2 webinars



1256

attendees

1168 for in-person sessions

88 for virtual sessions

40+

organizations
represented

55+

listening sessions¹

20 cities visited

¹ Includes 18 combined resident and local organization sessions

² Includes the follow-up session with the Northwest Center Digital Coaches

Listening tour findings, plus data analysis and research, led to the draft State Digital Equity Plan

The National Telecommunications and Information Administration (NTIA) requires each state to develop a digital equity plan, which will inform how the State Capacity grant program is crafted



ILLINOIS STATE DIGITAL EQUITY PLAN
Digital Equity Act Programs
Illinois Office of Broadband
November 2023

DRAFT

ILLINOIS BROADBAND LAB
Illinois Department of Commerce & Economic Opportunity
GOVERNOR

UNIVERSITY OF ILLINOIS SYSTEM

DOCUMENT INTENDED TO PROVIDE INSIGHT BASED ON CURRENTLY AVAILABLE INFORMATION FOR CONSIDERATION AND NOT TO PRESCRIBE SPECIFIC ACTION

- The State Digital Equity Plan, or “SDEP”, must align with certain **requirements from NTIA**
- It includes...
 - Findings and takeaways from the listening tours
 - Results from an asset mapping exercise
 - Goals
 - Strategies to achieve these goals
- NTIA requires every state to accept public comment on the plan
 - **Public comment period is open through January 31, 5 pm CT**
 - To submit a comment, visit: go.illinois.edu/DEPlanComments
- Following public comment, the state will **review and respond** to all comments, **incorporate** feedback in the plan, and submit to NTIA by Feb. 13th

Today's Agenda

Introductions



**Group Discussion &
Recharge**

State Digital Equity Plan

Unpacking the Plan

Regional Findings

Breakout & Discussion



Submitting Comments

BEAD Challenge Process

Regional Updates & READY



Closing

Announcements & General Discussion



Digital Equity Plan Guiding Principles



Strive for Equity Beyond Just Digital

Ensuring everyone has opportunities that meet their individualized needs.



Empower Communities

Using an inclusive and collaborative approach led by those most impacted.



Stay Accountable to the Vision and the Community

Using well-defined measures for success and transparent reporting



Deliver innovative solutions

Incorporating best practices and novel ideas



Focus on Community Benefits

Focusing on creating opportunities and dismantling barriers









Plan for Sustainability

Bridging short-term impact and long-term sustainable efforts

Birdseye View: Digital Equity Plan Section Overview

Key sections

Subsections

	1. Executive Summary	
	2. Introduction and Vision for Digital Equity	<ul style="list-style-type: none">• Vision• Alignment with Existing Efforts to Improve Outcomes• Goals and Objectives
	3. Current State of Broadband and Digital Inclusion	<ul style="list-style-type: none">• Asset Inventory• Needs Assessment
	4. Collaboration and Stakeholder Engagement	<ul style="list-style-type: none">• Coordination and Outreach Strategy
	5. Implementation	<ul style="list-style-type: none">• Implementation Strategy and Key Activities• Timeline
	6. Conclusion	

Notes: Excludes Appendices



go.illinois.edu/SDEP

Vision for Digital Equity (Section 2)

Connect Illinois seeks to:



Ensure universal access to high-speed broadband that is affordable, reliable, and fully scalable for residences, businesses, and community anchor institutions (CAIs) across Illinois.



Leverage new and existing resources for adoption through targeted digital inclusion strategies and sustainable broadband equity outcomes to help communities identify and address existing broadband equity gaps



Empower all Illinoisans to utilize and participate fully in an increasingly digital economy and society.

Current State of Broadband and Digital Inclusion (Section 3)

Illinois is not starting from scratch! Let's build upon and leverage our strengths.

Digital inclusion assets are organized into 4 categories:



Civic and volunteer organizations:

Organizations that advocate for digital equity or offer volunteer programming related to digital literacy, inclusion, or equity



Technical assistance:

Programs that provide internet-enabled devices or digital literacy assistance to covered populations



Workforce development training and employment services:

Programs that offer training and employment resources to community members



Public Wi-Fi, networks, and access points:

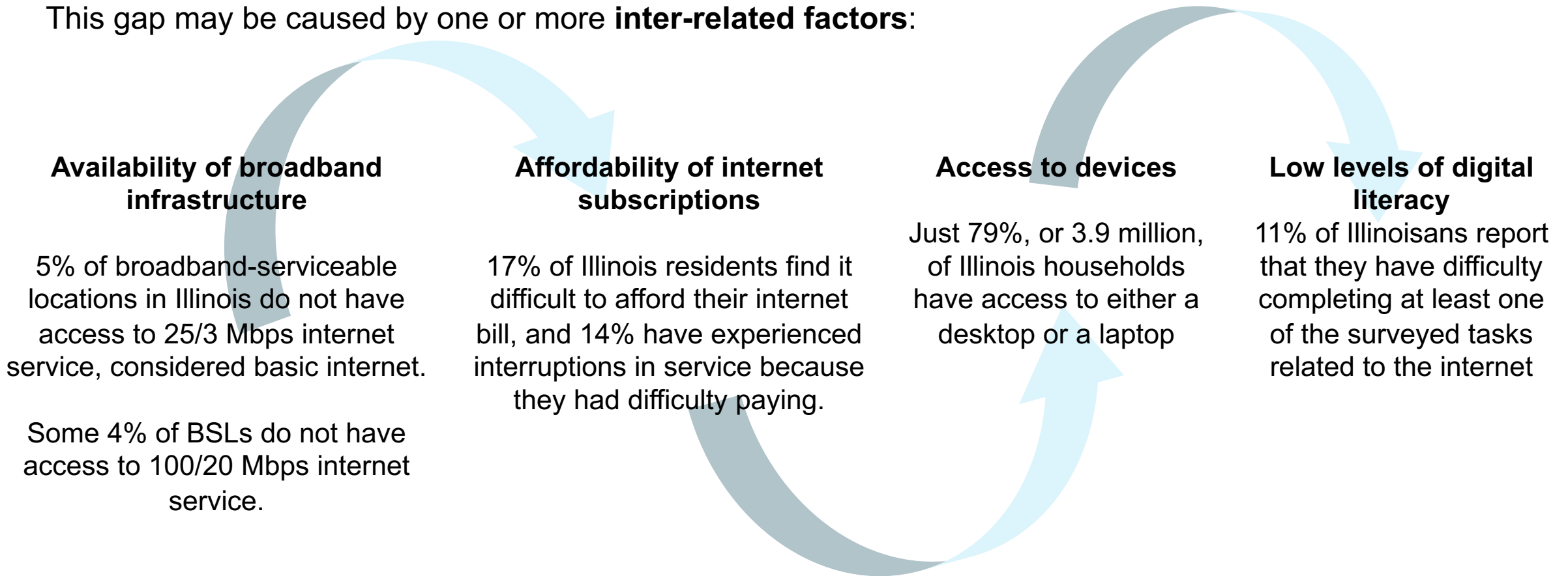
Platforms or programs that provide information about or connection to public Wi-Fi, networks, access points, or sub-devices that enable access to networks

The complete list of assets can be found on pg. 47 in the Plan.

Current State of Broadband and Digital Inclusion (Section 3)

Today, 2.9 million Illinois residents in 1.3 million households lack a subscription to high-speed internet in their homes.

This gap may be caused by one or more **inter-related factors**:



Current State of Broadband and Digital Inclusion (Section 3)

The digital divide is an equity issue: Gaps are even more stark among covered populations

Individuals who live in covered households

7% more likely than the average Illinoisan to believe that having internet service is “not worth the trouble”

Aging individuals

14% more likely than the average Illinoisan to worry about how to use computers and the internet

Veterans

5% less likely to adopt broadband as compared to the average Illinoisan

Black Illinoisans

5% more likely than the average Illinoisan to experience service interruptions due to difficulties in paying

Residents of rural areas

4% more likely than the average Illinoisan to have trouble getting internet services installed at their residence

People with disabilities

15% less likely to adopt broadband and 15% less likely to have access to internet-enabled devices as compared to the average Illinoisan.

Hispanic Illinoisans

14% more likely than the average Illinoisan to find it difficult to fit a monthly internet bill into their household budget

People with a language barrier

Limited access to digital resources for device troubleshooting and digital literacy training

Justice-Impacted Individuals

Extensive needs for digital learning as part of re-entry into society and to support their efforts to find and acquire jobs

Summary statistics on broadband metrics and covered populations across the 10 regions of Illinois

Legend¹

- Top 2 highest proportions
- Above population median
- Below population median

	Broadband metrics			Share of each covered population as a proportion of total regional population							
	Unserved	Broadband adoption ¹	Access to devices	Income less 150% of FPL	Aging ind. (60+)	Veterans	Ind. with disabilities	Ind. with low English literacy	Racial & ethnic minorities ²	Immigrants	Rural
Northeast	1%	76%	94%	18%	21%	3%	10%	42%	56%	19%	0%
Northern Stateline	2%	68%	91%	23%	25%	6%	14%	15%	30%	8%	10%
Northwest	6%	63%	91%	20%	28%	6%	14%	10%	19%	4%	36%
North Central	6%	67%	92%	20%	24%	5%	12%	6%	16%	4%	24%
East Central	8%	65%	92%	24%	22%	5%	11%	15%	25%	8%	22%
Central	9%	63%	90%	21%	26%	6%	14%	4%	14%	2%	44%
West Central	6%	60%	87%	23%	27%	6%	15%	4%	11%	2%	46%
Southeast	24%	58%	90%	22%	26%	6%	16%	4%	6%	1%	100%
Southern	23%	49%	87%	26%	26%	7%	19%	5%	11%	2%	67%
Southwest	8%	68%	91%	18%	24%	8%	14%	4%	22%	2%	23%
Illinois average	5%	72%	93%	19%	22%	5%	11%	9%	45%	14%	11%

1. For broadband adoption and devices access: darkest color indicates lowest proportions, middle color indicates below state average, and light grey indicates above state average

2. Includes Black or African American, American Indian and Alaskan Native, Asian, Native Hawaiian and other Pacific Islander, Some other race, Two or more races, and Hispanic populations

Covered populations excluded: Justice-impacted individuals, LGBTQ+ individuals, women, and rural residents; Units used for analysis: BSLs: unserved; Households: broadband adoption and access to devices; Individuals: all covered populations; Source: US Census 2021 ACS 5-Year, FCC Maps

Summary of ACP eligibility and enrollment across regions

ACP eligibility and enrollment rate by region, as of Sept 2023

Region	% of BSLs	% of households eligible	% of eligible households enrolled
Northeast	56%	36%	33%
Northern Stateline	4%	47%	32%
Northwest	6%	42%	25%
North Central	6%	40%	28%
East Central	3%	49%	26%
Central	6%	42%	32%
West Central	3%	46%	23%
Southeast	3%	46%	28%
Southern	5%	53%	31%
Southwest	7%	38%	55%
Total	100%	39%	33%

Key insights

As of September 1, 2023, 33% of eligible Illinois households were enrolled in ACP, ranking Illinois 23rd in ACP enrollment among all 50 states

- Highest enrollment is in the Southwestern region (55% of eligible HHs enrolled)
- Lowest enrollment rate is in the West Central region (23% of the eligible population)

Locations with access to affordable and reliable broadband at 25Mbps download speed

Region	% of BSLs	Price of internet for advertised download speed of 25Mbps+			
		Less than \$25	From \$25-50	More than \$50	Not Available
Northeast	56%	94%	4%	1%	1%
Northern Stateline	4%	72%	25%	1%	2%
Northwest	6%	23%	57%	14%	6%
North Central	6%	56%	25%	14%	6%
East Central	3%	47%	13%	32%	8%
Central	6%	46%	21%	25%	8%
West Central	3%	43%	45%	7%	6%
Southeast	3%	0%	27%	49%	24%
Southern	5%	2%	18%	56%	24%
Southwest	7%	0%	81%	10%	9%
Total	100%	67%	18%	10%	5%

Key insights

In some but not all regions of the state, residents can choose to subscribe to a lower-cost plan that offers 25 Mbps download speeds

- 67% of state residents have access to 25Mbps internet service for less than \$25 per month
- Almost no residents in the Southeast, Southern, and Southwest regions can access 25Mbps internet service for less than \$25

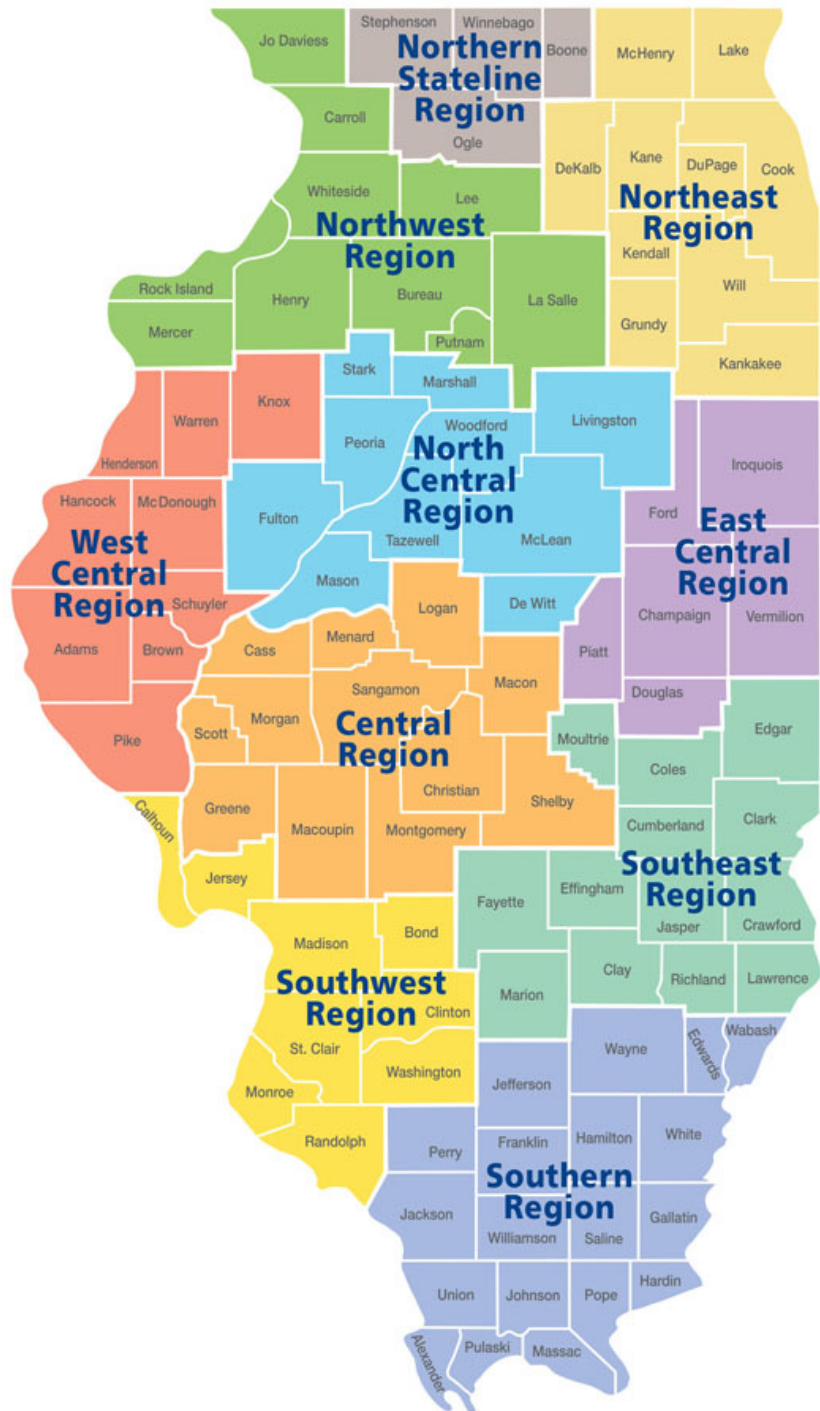
Locations with access to affordable reliable broadband at 100Mbps download speed

Region	% of BSLs	Price of internet for advertised download speed of 100Mbps+			
		Less than \$25	From \$25-50	More than \$50	Not Available
Northeast	56%	0%	97%	1%	2%
Northern Stateline	4%	0%	82%	7%	11%
Northwest	6%	0%	38%	39%	22%
North Central	6%	0%	59%	27%	14%
East Central	3%	0%	51%	39%	11%
Central	6%	0%	53%	31%	16%
West Central	3%	0%	45%	36%	18%
Southeast	3%	0%	12%	60%	28%
Southern	5%	0%	11%	61%	29%
Southwest	7%	0%	74%	13%	13%
Total	100%	0%	77%	15%	9%

Key insights

Residents must pay at \$25 to \$50 per month for download speeds of 100 Mbps in most of the state

- 77% of state residents have access to 100Mbps internet service for less than \$50
- 15% of residents pay more than \$50 for 100Mbps service
- 9% do not have access to 100Mbps internet service at all
- The Northeast region offers the most affordable internet service



Group Discussion & Recharge

Introductions 

State Digital Equity Plan

Unpacking the Plan

Regional Findings

Breakout & Discussion 

Submitting Comments

BEAD Challenge Process



Regional Updates & READY 

Closing

Announcements & General Discussion 

Across all regions, several key themes emerged that informed the Plan



AS SHARED BY PARTICIPANTS ACROSS LISTENING TOUR SESSIONS

Category	Topics	Insights from Listening Sessions
Deployment 	Barriers related to geography and outdated technology	Residents shared that outdated broadband infrastructure can limit their access to reliable internet service, particularly in rural communities
	Financial and regulatory barriers	Residents and local organizations shared that providers regularly encounter barriers that can disincentivize their expansion of broadband infrastructure
	Competitive landscape	Many residents underscored the lack of ISP competition in their communities (e.g., only a single available provider), emphasizing the lack of customer agency over quality and price in a single-provider market
Access 	Insufficient internet speeds and inconsistent service	Residents and local organizations emphasized that limited bandwidth and latency issues can compound when multiple devices are online – constraining daily activities

Source: Statewide listening tour

Across all regions, several key themes emerged that informed the Plan

AS SHARED BY PARTICIPANTS ACROSS LISTENING TOUR SESSIONS

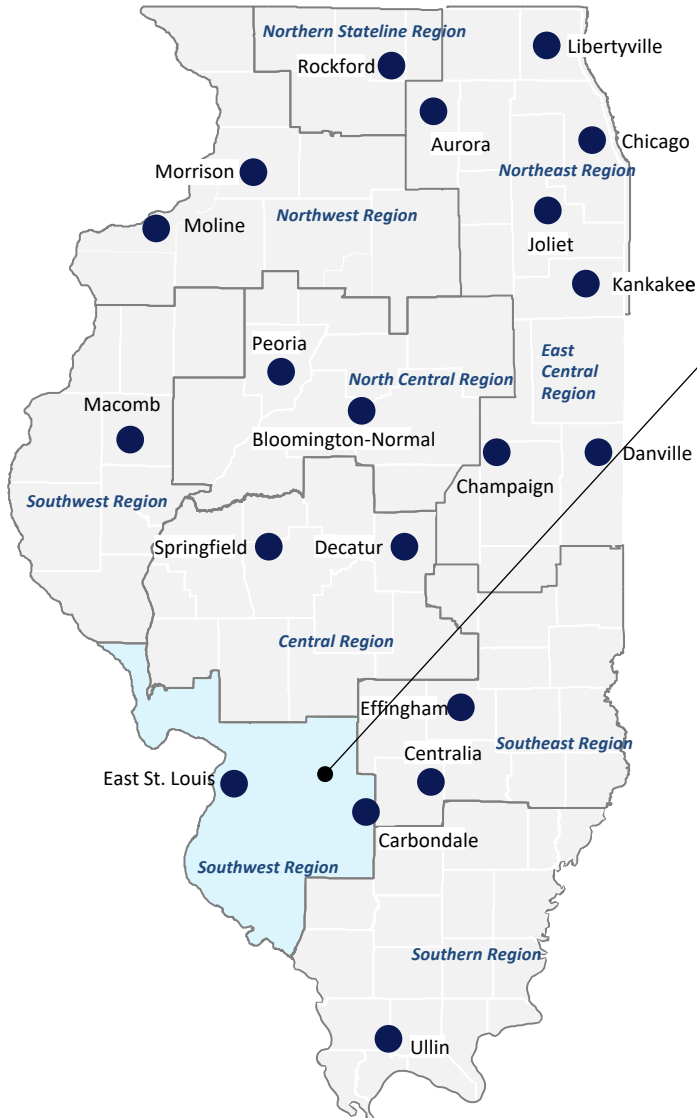
Category	Topics	Insights from Listening Sessions
Affordability 	Subscription and device affordability concerns	Residents and local organizations shared that current broadband subsidies can be insufficient for underserved communities and many residents who are eligible are still unaware of the programs Many – across residents, local orgs and ISPs -- expressed concern that ACP may not last , and are worried about the impact on families
Digital Equity 	Lack of robust digital literacy programs and networks	Residents and local organizations underscored that digital literacy programs can be insufficient for residents' daily technical needs
	Constraints on economic growth and upward mobility	Residents shared that the lack of reliable internet can significantly constrain economic activities and development opportunities for both businesses and residents

Source: Statewide listening tour

Community events in the Southwest region highlighted gaps in internet connectivity, high service and device costs, and limited provider options

NON-EXHAUSTIVE AS SHARED BY PARTICIPANTS ACROSS LISTENING TOUR SESSIONS

Includes content tailored for **Southwest Illinois**



Southwest region (5 events, 100 participants)

Gaps in reliable broadband service and high device costs can significantly limit broadband adoption

- Many residents reported that the lack of reliable at-home connectivity inhibits them from utilizing digital platforms for daily tasks
- Community leaders shared that access to affordable devices services as a primary barrier affecting families and households with multiple children in their region

Limited financial incentives for providers in rural and low-income areas inhibit broadband access

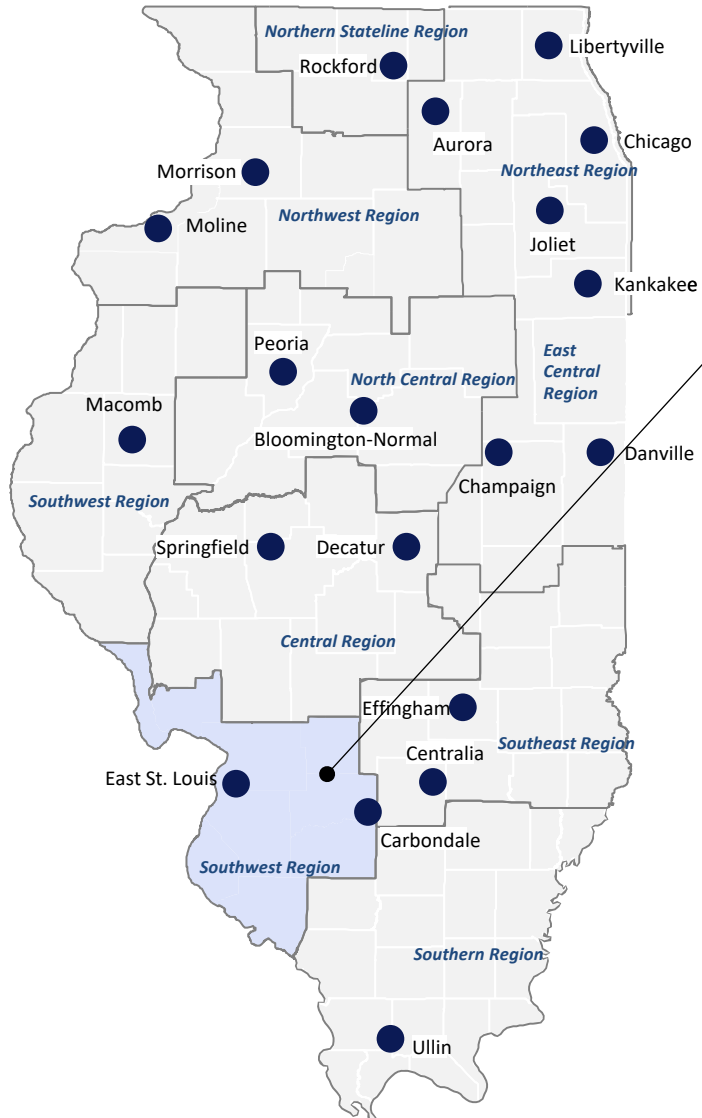
- Many rural residents and low-income households experience limited provider options in their area
- Further, community leaders noted that providers express an unwillingness to expand coverage to low-density and income areas





Source: Statewide listening tour

Analysis of public data sources and survey responses reveals strong concentrations of covered populations and gaps in affordability

NON-EXHAUSTIVE

Includes content tailored for **Southwest Illinois**



Category	Quantitative insights from public data sources
 Broadband access	<p>8% of locations in the Southwest region of Illinois are unserved¹</p> <p>68% of households are subscribed to broadband internet²</p>
 Device access	<p>75% of residents in the Southwest region have access to a desktop or laptop computer²</p>
 Affordability	<p>55% of eligible households are enrolled in ACP, significantly higher than the state's total enrollment (33%)³</p> <p>74% of providers in the Southwest region advertise internet for download speeds of 100Mbps between prices of \$25 – 50/month¹</p> <p>38% of all households (101,700 out of 268,500) in the Southwest region are eligible for ACP, of which 45,800 are not enrolled³</p>
 Demographics	<p>The Southwest region hosts high representations of several covered populations: Aging individuals (60+) (24%), Racial and ethnic minorities (22%), and Veterans (8%)²</p>

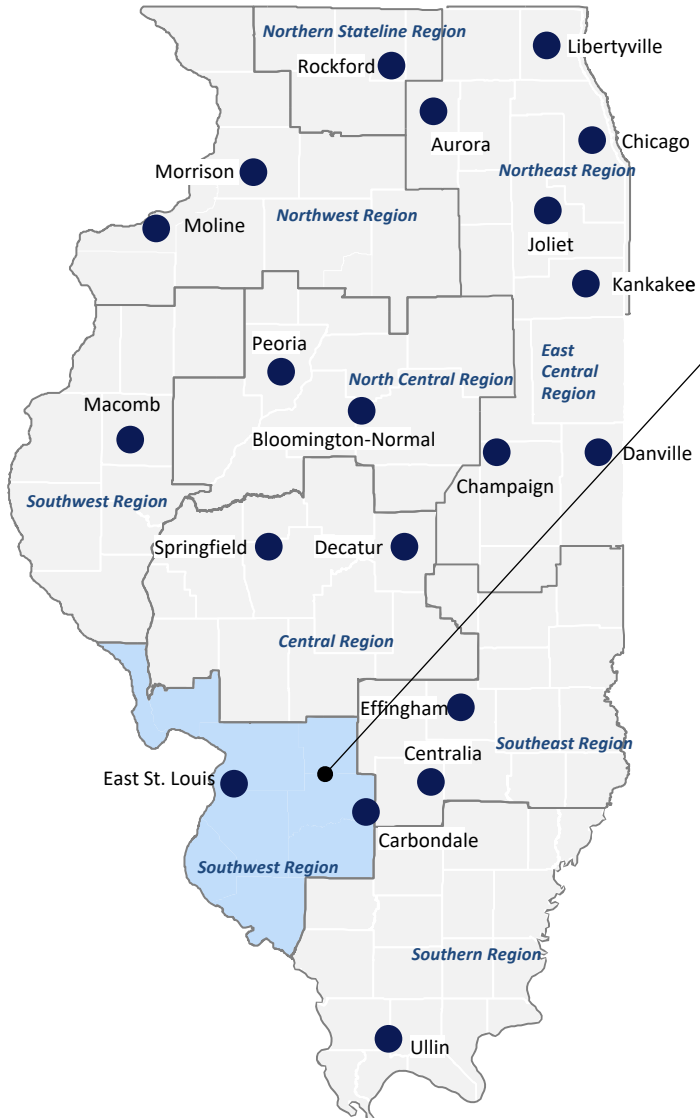
1. FCC Maps
2. American Community Survey 2021 5-Year Estimates
3. USAC ACP Enrollment and Claims Tracker 2023

Note: All numbers rounded to nearest hundred and percentages to whole percentages

Regional digital equity plans in the Southwest region highlight gaps in broadband access due to limited infrastructure and high device costs

NON-EXHAUSTIVE

Includes content tailored for **Southwest Illinois**



Insights from regional digital equity plans

Broadband READY, Southwestern Illinois University Edwardsville (SIUE)

Supported by the The Broadband READY team, the plan emphasizes **gaps in broadband access** stemming from **limited network infrastructure in low-income communities, high monthly service costs, and high device costs**. In partnership with local organizations including PCs for People and the Leadership Council of Southwestern Illinois, the report established an assessment and planning initiative to improve broadband access and digital equity within the region.

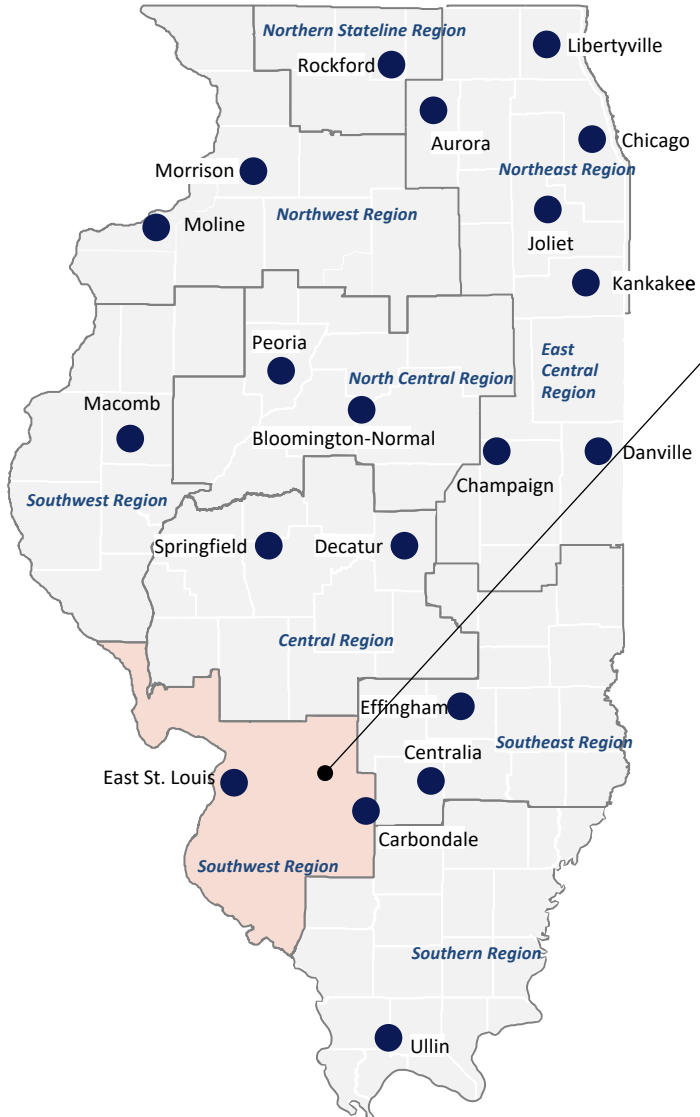
Leadership Council of Southwestern Illinois Education Committee

Comprised of local community leaders and business representatives, the Leadership Council works with broadband partners to build **long-term reliability** and consistency in broadband services for **remote workers and students** in the region. Since its nexus in 2020 as part of the first Illinois Connected Communities (ICC) cohort, the council has worked with local partners to **increase device access through lending programs** and **encourage ACP enrollment**.

The Digital Equity asset inventory includes several key organizations and contacts in the Southwest region

NON-EXHAUSTIVE

Includes content tailored for **Southwest Illinois**



Digital Equity assets and key organizational contacts

Southwestern Illinois College

Nick Mance,
President

Cisco Networking Academy courses

Cisco Academy courses deliver content, student performance tracking, hands-on labs, and activities to prepare students for industry-standard certifications at Southwestern Illinois College

Kaskaskia College

George Evans,
President

Cohort member of Accelerate Illinois

Kaskaskia College supports stakeholder engagement efforts in the Southwest region (e.g., the Accelerate Illinois Broadband Survey) including Washington, Marion, and Clinton counties

Measures to ensure a sustainable, effective plan (1/2) (Section 4)

Strive to secure annual federal funding for the state:

Ensure annual fulfillment of the requirements of the Digital Equity Capacity Grant program



Identify and apply for other federal grants:

Build additional programs and expand impact beyond the State Digital Equity Capacity Grant



Work with local digital equity leaders to support action:

Obtain insight of experienced experts to ensure good use of funding and impact.



Partner with local organizations that have established relationships with covered populations:

Understand the importance of trust in digital equity work and leverage the influence of trusted organizations.



Measures to ensure a sustainable, effective plan (2/2)

Encourage partners to provide matching funds in grant applications:

Ensure the longevity of individual programs by expanding the number of entities that have an interest in the program's success



Maintain and grow public-private partnerships:

Expand available resourcing and enhance the potential impact of the state's digital equity efforts



Consider offering low-interest loans:

The IOB is considering this financing structure in addition to traditional grant awards to provide regenerative funding that can support even more programs across the state



Provide technical assistance to grantees:

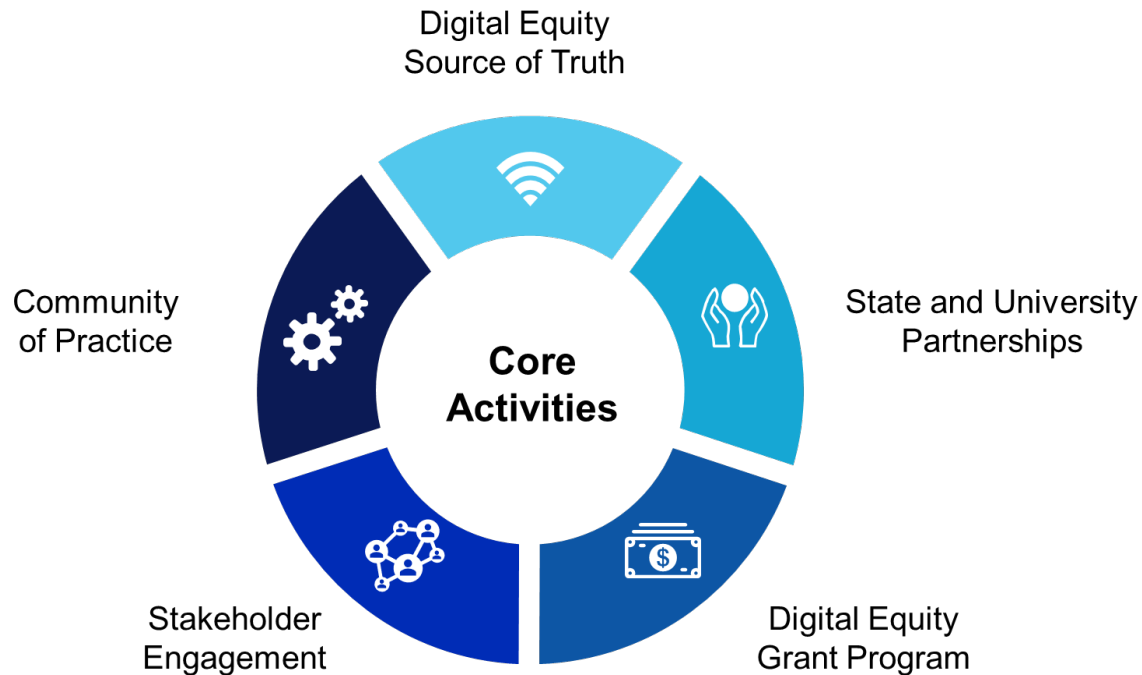
Support grantees in troubleshooting and addressing challenges community organizations face to enable greater impact



Implementation (Section 5)

Achieving digital equity in Illinois will ultimately result from the collaborative work of thousands of leaders, practitioners, researchers, and program designers across the state, with guidance from experts across the nation.

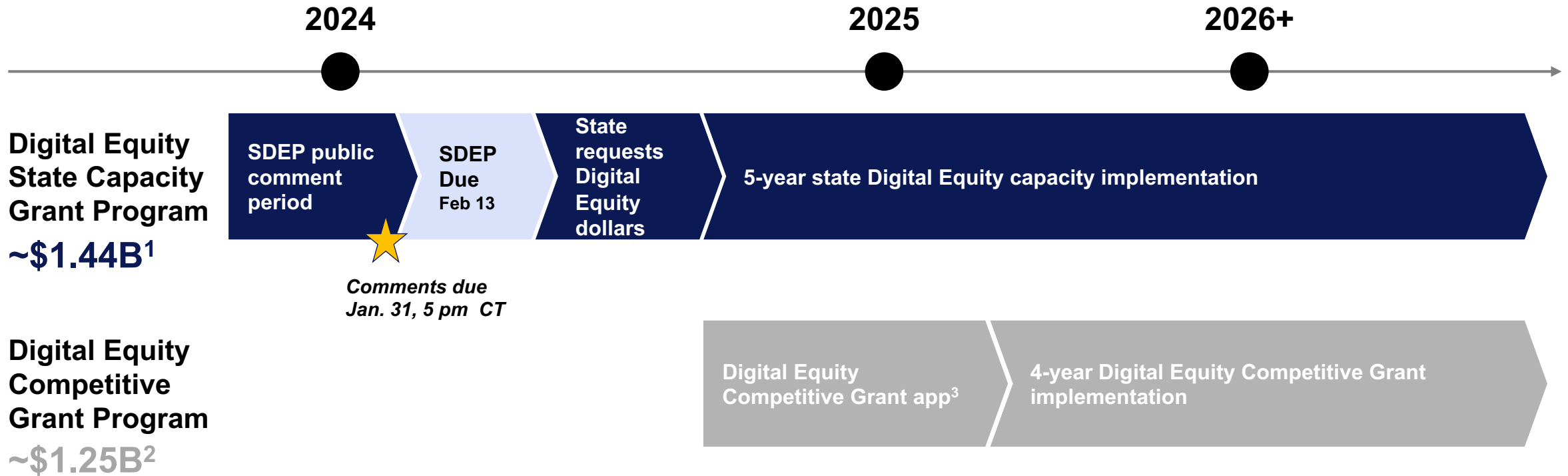
How we'll execute on these plans:



- ✓ Maintain and make available an Illinois digital equity data sets to serve as the common source of truth
- ✓ Lead select statewide programming and university partnerships
- ✓ Execute a state-wide digital equity grant program
- ✓ Conduct ongoing stakeholder outreach and engagement
- ✓ Support and sustain a digital equity community of practice

The state plans to submit the State Digital Equity Plan (SDEP) by Feb 13th – funds for implementation could be received in the Q4 2024

Timeline for Digital Equity Grant Programs





State of IL expects to receive \$30M to \$35M from the Digital Equity State Capacity Grant Program⁴

1. ~\$1.5B allocated in total for the DE State Capacity Grant Program; \$60M for State Planning Grants (FY22), and \$1.44B for State Capacity Grants (FY22 – FY26); 2. <= 10% of fund towards evaluation activities; <= 10% towards administration activities; 3. Competitive grant program launches within one month of first capacity awards; 4. Estimated based on award formula outlined in Bipartisan Infrastructure Law (US Senate H.R. 3684, Infrastructure Investment and Jobs Act)

The Digital Equity Act of 2021 provides funding across two digital equity programs

Created by the Bipartisan Infrastructure Law, the Digital Equity Act Programs provide funding to promote digital inclusion and advance equity for all

Funding program	Description	Primary focus	Project funding administered by	Timeline
1. Digital Equity State Capacity Grant Program	~\$1.44B¹ In funding for digital inclusion plans activities	Executing the State Digital Equity Plan (SDEP) by implementing digital equity initiatives (e.g., access to digital literacy training)	 State governments	Applications in early-mid 2024
2. Digital Equity Competitive Grant Program	~\$1.25B² In funding to promote digital inclusion and broadband adoption activities	Facilitating digital inclusion activities (e.g., workforce development programs) as well as broadband adoption and affordability that benefits covered populations	 Federal government (NTIA)	Applications in mid-late 2024

State of IL expects to receive \$30M to \$35M from the Digital Equity State Capacity Grant Program³

1. ~\$1.5B allocated in total for the DE State Capacity Grant Program; \$60M for State Planning Grants (FY22), and \$1.44B for State Capacity Grants (FY22 – FY26); 2. <= 10% of fund towards evaluation activities; <= 10% towards administration activities; 3. Estimated based on award formula outlined in Bipartisan Infrastructure Law (US Senate H.R. 3684, Infrastructure Investment and Jobs Act)

State Digital Equity Plan

How you can weigh in

The State Digital Equity Plan is available for public comment until January 31, 2024



The SDEP is available to view at:
go.illinois.edu/SDEP



Public comments may be submitted at:
go.illinois.edu/DEPlanComments



Illinois Draft State Digital Equity Plan Public Comment

To participate in the public comment period, please complete this form by 5 p.m. (CST) January 31, 2024.

First Name *

Last Name *

Email Address *

Organization *

Title *

Plan Section *
Please specify the section of the plan you are providing comments on.

Comments
Type your comments in this field or upload them in the File Upload section below.

File Upload
Upload comments here

Drag and drop files here or [browse files](#)

Send me a copy of my responses

Tips

- Complete every field
- Identify which section your comment is applicable to
- Can provide criticisms & compliments (all feedback is good feedback).
- Due January 31, 2024 at 5 pm CT



1 Executive Summary



2 Introduction and Vision for Digital Equity




3 Current State of Broadband and Digital Inclusion



4 Collaboration and Stakeholder Engagement



5 Implementation



6 Conclusion

Public Comment Tips and Tricks



Suggestions to keep in mind:

- ✓ Support your comment with **substantive data, facts, and stories of lived experience**.
- ✓ **Identify the section number** within the DE Plan that you are commenting on
- ✓ Make **clear and concise** comments (there is no word limit)
- ✓ **Suggest an alternative** if you disagree with an aspect and include an explanation and/or analysis of how the alternative might meet the same objective or be more effective.
- ✓ Include **pros, cons and trade-offs** in your comment. Consider different perspectives and respond with your own point of view with examples of how the proposal would impact your life and work.

Breakout Session



Public comments may be submitted at:

go.illinois.edu/DEPlanComments

10 minutes, Open Format

Guiding Questions

1. How will the takeaways from this presentation and the State Digital Equity Plan impact your work serving Illinoisans?
 - What's most important for you and/or the communities you serve? (infrastructure, literacy, adoption, affordability...)
2. What section do you plan to engage with further during the public comment process?
 - What do you like? What's missing?

Today's Agenda

Introductions



Group Discussion & Recharge

State Digital Equity Plan

Unpacking the Plan

Regional Findings

Breakout & Discussion



Submitting Comments

BEAD Challenge Process

Regional Updates & READY



Closing

Announcements & General Discussion





What is the goal of the Broadband Equity Access and Deployment (BEAD) Program?



The BEAD Program awarded Illinois **\$1.04 billion** to connect all unserved and underserved locations to broadband over the next 5 years

1. Page 14 of BEAD NOFO, on the definition of Priority Broadband Project
2. Page 33 of BEAD NOFO, on the allocation of grant funds
3. Page 65 of BEAD NOFO, on deployment deadlines and benchmarks
4. Page 42-46 of BEAD NOFO, on inclusion of affordability in the BEAD scoring criteria

Source: [BEAD NOFO](#)



Ensure universal broadband coverage in the state, using fiber wherever possible



Prioritize access for unserved & underserved locations, community anchor institutions, and Wi-Fi equipment for MDUs²



Select sub-grantees to implement broadband within one year, and complete implementation within four years³



Improve broadband affordability through a low-cost broadband service option and middle-class affordability plan⁴

Overview of Illinois Broadband Map Challenge Process



What is the purpose of the challenge process?

- Ensure the state's broadband map accurately reflects your home or organization's access to broadband
- Inform which locations are eligible for funding



Who can submit challenges?

- Units of local government, non-profit organizations, and internet service providers can submit challenges
- Individuals can participate through local governments or non-profits



What can be challenged?

Each **location displayed on the map** can be challenged if characteristics such as availability, speed, or latency are **not correctly listed**

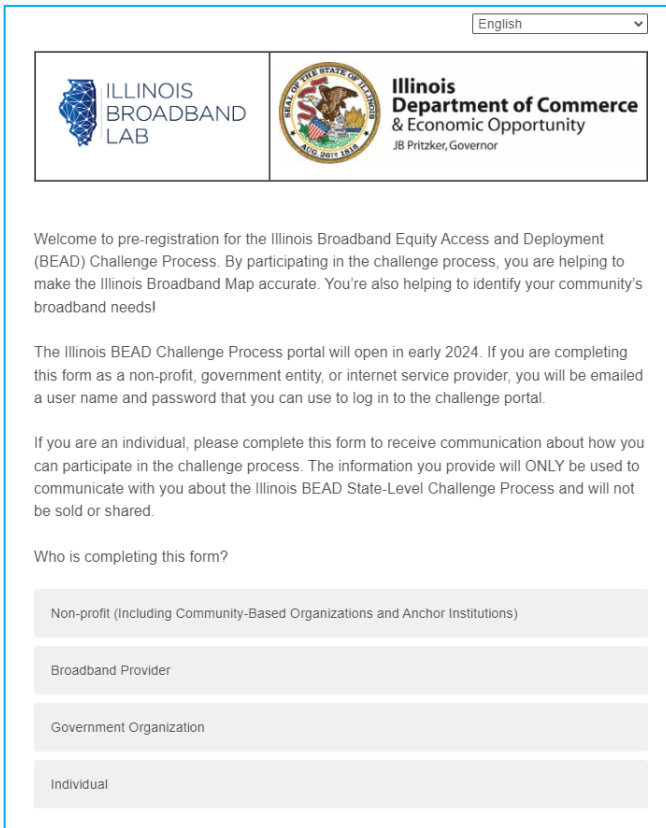


When will the challenge process be held?

The challenge process will **start in the coming few weeks** and run for 2-4 weeks

What will the challenge process look like?

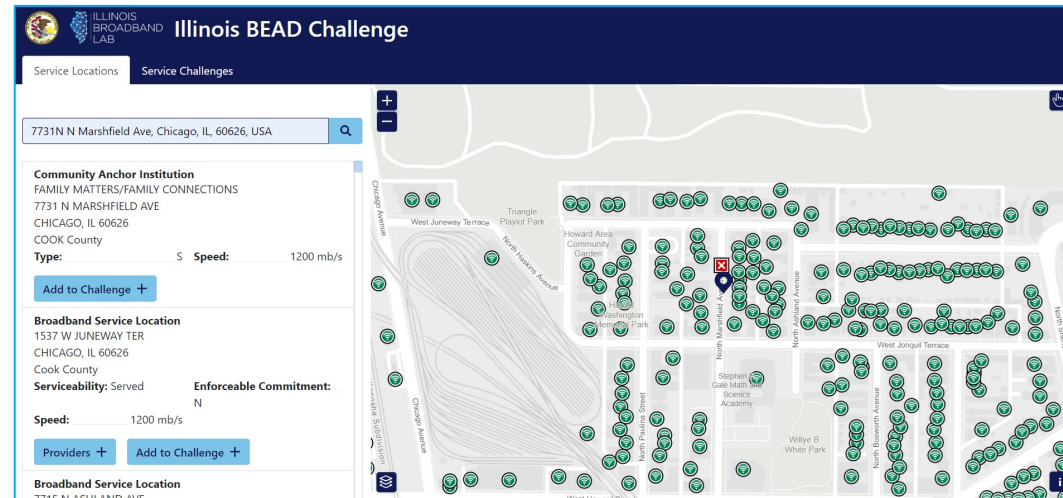
Step 1: Pre-register



The screenshot shows the top of a web form. On the left are the logos for 'ILLINOIS BROADBAND LAB' and the 'Illinois Department of Commerce & Economic Opportunity' with Governor JB Pritzker's name. A language dropdown menu is set to 'English'. Below the logos is a welcome message: 'Welcome to pre-registration for the Illinois Broadband Equity Access and Deployment (BEAD) Challenge Process. By participating in the challenge process, you are helping to make the Illinois Broadband Map accurate. You're also helping to identify your community's broadband needs!'. This is followed by two paragraphs of instructions: one for non-profits/government entities/service providers and another for individuals. At the bottom, there is a question 'Who is completing this form?' with four radio button options: 'Non-profit (Including Community-Based Organizations and Anchor Institutions)', 'Broadband Provider', 'Government Organization', and 'Individual'.


Now!

Step 2: Select location or area to challenge on the map



January 22*

Step 3: Submit evidence of challenge in the portal



January 29*






Illinois
Department of Commerce
& Economic Opportunity



*Dates pending final approval of Initial Proposal Volume I from NTIA

What can you challenge?

Challenged location	Code	Challenge type	Description
 Broadband serviceable locations	A	Availability	The broadband service identified is not offered at the location, including a unit of a multiple dwelling unit (MDU)
	S	Speed	The actual speed of the service tier falls below the unserved or underserved thresholds
	L	Latency	The round-trip latency of the broadband service exceeds 100ms
	D	Data cap	The only service plans marketed to consumers impose an unreasonable capacity allowance data cap”) on the consumer
	T	Technology	The technology indicated for this location is incorrect
	B	Business service only	Location is residential, but the service offered is marketed or available only to businesses
 Enforceable commitments and/or planned service	P	Planned Service	Knowledge that broadband will be deployed at this location by June 30, 2024, without an enforceable commitment or a provider is building out broadband offering performance beyond the requirements
	N	Not part of enforceable commitment	Location in an area subject to an enforceable commitment to <100% of locations and is not covered by commitment
	E	Enforceable Commitment	The challenger has knowledge that broadband will be deployed at this location by the date established in the deployment obligation
 Community Anchor Institutions (CAI)	C	Location is a CAI	The location should be classified as a CAI
	R	Location is not a CAI	The location is currently labeled as a CAI but is a residence, a non-CAI business, or is no longer in operation
	S	Speed (for CAIs)	The location of the CAI lacks access to at least 1 gigabit symmetrical service

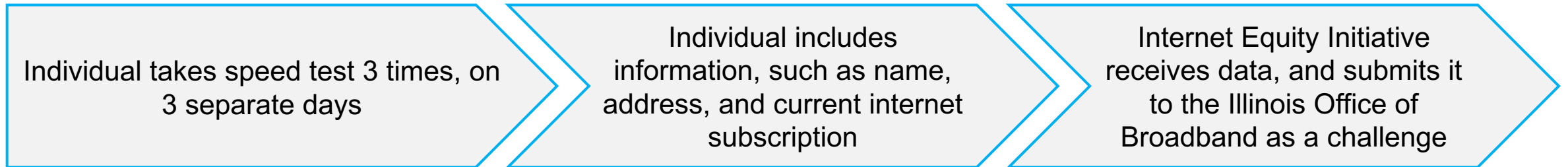
BEAD Challenge Process

How individuals can participate

How can individuals participate in the challenge process?

- Only eligible entities may submit challenges directly, including:
 - Non-profit organizations
 - Local government entities
 - Internet service providers
- **However, these entities can also submit challenges on behalf of individuals**
- A local non-profit called the Internet Equity Initiative, based out of the University of Chicago, has developed a tool that can be used by individuals to test their speed and latency, and then be submitted as a challenge

How it works:



Only you know what internet quality you get in your home, and communities where your experience may be different than what's reflected on the map. The more community members who participate, the more we understand broadband need and can ensure funding goes to where it's needed most.



Your role as a trusted local organization

What you can do to empower residents to participate


We want to equip you to bring this information to members of your community, educate them on why the broadband map is important, and support them through the speed test process.

Get trained today, so you can train others tomorrow!

- ✓ **Share** the opportunity through social media
- ✓ **Print and distribute** one-pagers at events and meetings
- ✓ **Post** to bulletin boards in community spaces like grocery stores, laundromats, community centers, field houses, etc.
- ✓ **Train** members of your community on how to participate
- ✓ **Support** residents you have relationships or touchpoints with – show them how to check their current subscription, help them take a speed test



The important role of multi-dwelling unit residents



In some instances, an apartment building may be marked as connected to high-speed internet on the broadband map, when not all units are.

How can you correct the map?

Residents can take 3 speed tests over 3 days to document their reality, and potentially alter whether their building is eligible for funding to update broadband infrastructure.

- In a 2- to 15-unit building, at least 1 unit must participate
- In a 16- to 24-unit building, at least 2 units must participate
- In a building with 25 or more units, at least 3 units must participate

Will my participation have an impact on the map?

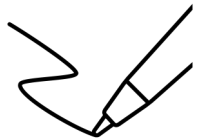
The entire building may be considered eligible for funding to improve broadband quality if:

- 1) The median of three speed tests taken on three separate days delivers a result slower than 100/20 mbps or latency above 100 mbps, and
- 2) Units subscribe to a plan 100/20 mbps or higher

Find the internet speeds your household currently subscribes to.

There will be a download and upload speed, labeled as megabits per second, or MBPS

(i.e., 100/20 mbps)



Write this down!

Where can I find my current subscription?

- Option 1: Log onto your account online or using your internet provider's mobile app
- Option 2: Call your internet service provider and ask what speeds you subscribe to

Speed Test Tool Instructions

Hover over text on website to view in Spanish.

Visit BEADChallenge.org

Click "Start"

This will prompt the speed test to begin. It may take a minute or two.



THE UNIVERSITY OF CHICAGO DATA SCIENCE INSTITUTE

Speed Test for Broadband Equity, Access and Deployment (BEAD) Challenge Process

Internet Equity Initiative

OpenSpeedTest™

Start

DOWNLOAD

Mbps

UPLOAD

Mbps

LATENCY
--
ms

JITTER
--
ms

Unreliable or poor internet? Take a speed test to measure the quality of your household's internet service. Completing a speed test on three separate days will help ensure your neighborhood gets its fair share of funding for broadband improvements.
[\(Click here for full instructions\)](#)

THE UNIVERSITY OF CHICAGO DATA SCIENCE INSTITUTE | Internet Equity Initiative

SpeedTest by OpenSpeedTest™ is a Free and Open-Source HTML5 Network Speed Test Software.

- Best practices:**
- Get close to your router
 - Plug into your router if you can



Illinois Department of Commerce & Economic Opportunity



Speed Test Tool Instructions

View your speed test results.

Speed Test for Broadband Equity, Access and Deployment (BEAD) Challenge Process

The speed test results are displayed in a clean, modern interface. On the left, a large circular progress indicator shows the test is complete, with the text "OpenSpeedTest™" and "All done" in the center. The progress ring has markers at 0, .5, 1, 10, 100, 500, and 1000+. Below the ring is a horizontal progress bar and a user profile icon. On the right, four data cards are stacked vertically. The first card shows "DOWNLOAD" with a downward arrow icon, a value of "466.3 Mbps", and a red area chart showing a steady increase over time. The second card shows "UPLOAD" with an upward arrow icon, a value of "15.5 Mbps", and a red area chart showing a peak followed by a decline. The third and fourth cards show "LATENCY" (14 ms) and "JITTER" (0.8 ms) respectively, each with a circular refresh icon.

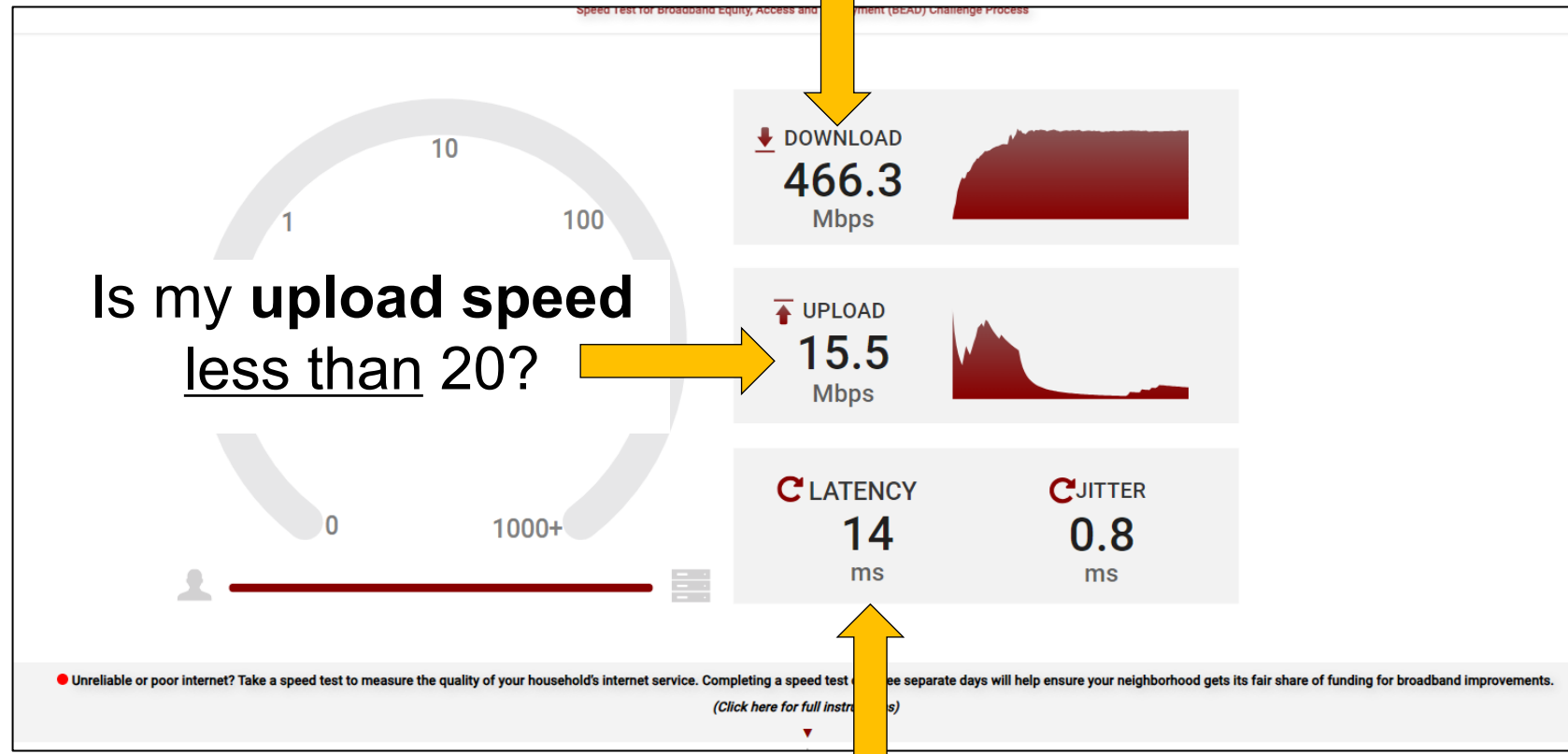
Metric	Value	Unit
Download	466.3	Mbps
Upload	15.5	Mbps
Latency	14	ms
Jitter	0.8	ms

● Unreliable or poor internet? Take a speed test to measure the quality of your household's internet service. Completing a speed test on three separate days will help ensure your neighborhood gets its fair share of funding for broadband improvements.
[\(Click here for full instructions\)](#)

Speed Test Tool Instructions

What are we looking for?

Is my **download speed** less than 100?



Knowledge Check!



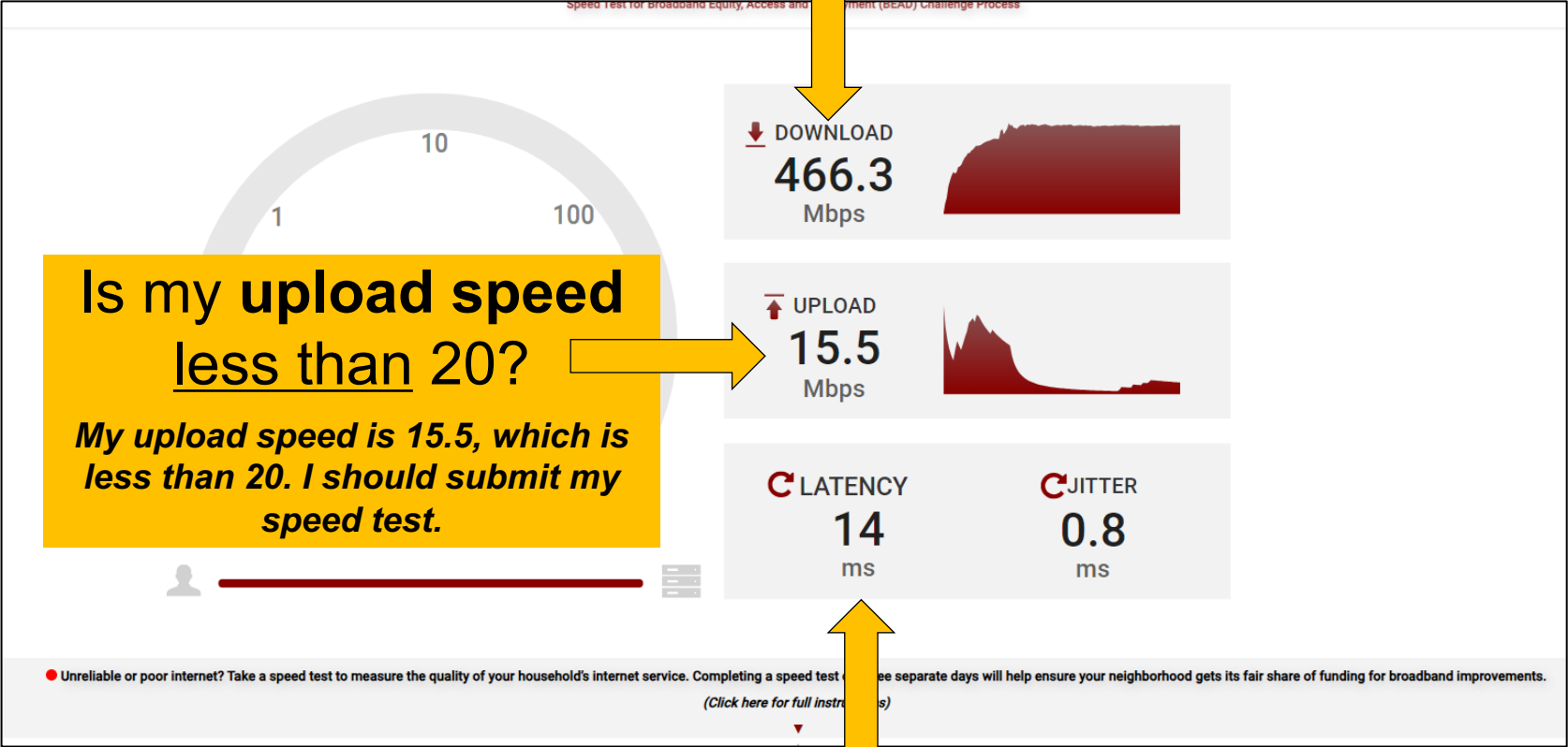
Is there any result of this speed which should prompt me to submit my speed test as part of a challenge?

Is my **latency** greater than 100?


Speed Test Tool Instructions

Is my download speed less than 100? **No.**

What are we looking for?



Is my latency greater than 100? **No.**

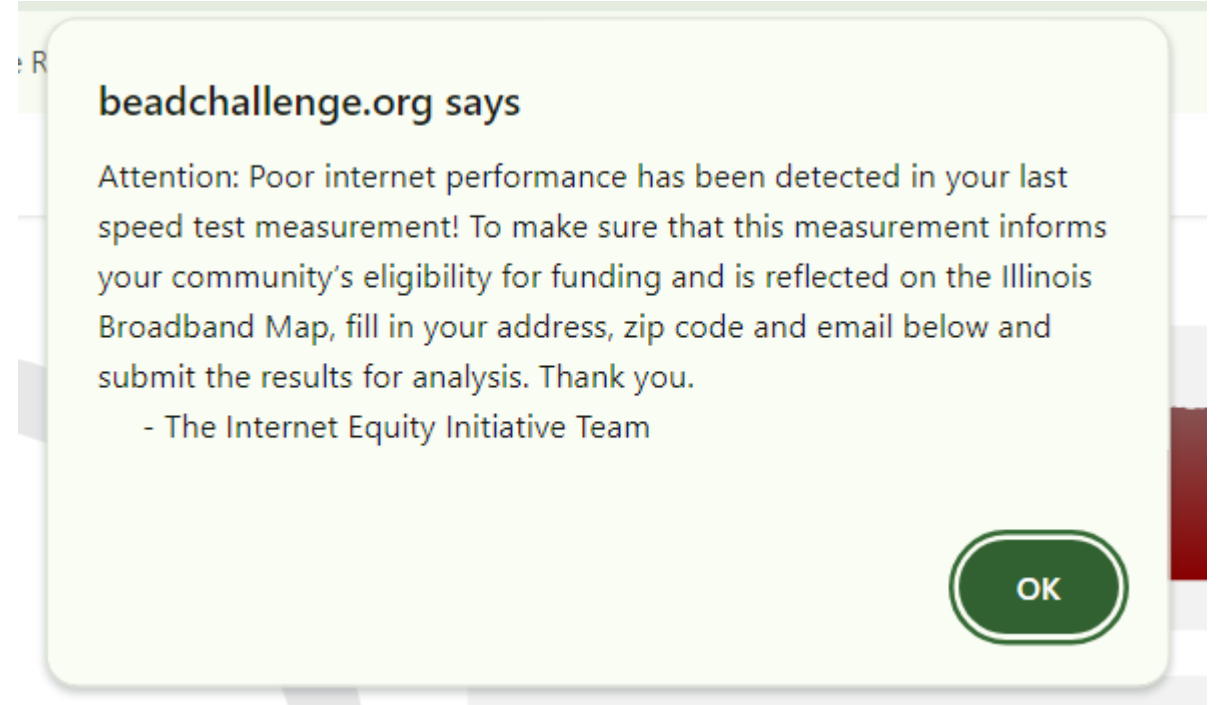
Knowledge Check! 

Is there any result of this speed which should prompt me to submit my speed test as part of a challenge? → **YES!**

Speed Test Tool Instructions

If your speed tests generates one of the following, you'll receive this notification

- Latency over 100 ms
- Download speed less than 100 mbps
- Upload speed less than 20 mbps



Speed Test Tool Instructions

Speed Test for Broadband Equity, Access and Deployment (BEAD) Challenge Process

OpenSpeedTest™
All done

DOWNLOAD
466.3 Mbps


UPLOAD
15.5 Mbps

LATENCY
14 ms

JITTER
0.8 ms

Unreliable or poor internet? Take a speed test to measure the quality of your household's internet service. Completing a speed test on three separate days will help ensure your neighborhood gets its fair share of funding for broadband improvements.
[\(Click here for full instructions\)](#)

Click on the down arrow to fill in your information



Speed Test Tool Instructions

Fill in your information,
then click Submit



First Name Last Name

Email ZIP Code

Street Number Street Name

Unit # City State

I attest that I have subscribed for an Internet plan of (Mbps):

Download Speed Upload Speed

Submit

Now, **REPEAT!**



Take **two more speed tests, over two separate days**, and **submit** your information each time.

A challenge won't count unless there are **three speed tests across three days**.

(Does not need to be three days in a row, just three separate days.)

Community outreach materials downloadable at:

dceo.illinois.gov/beadchallenge

Facebook

Calling all Illinois Residents:
Let's get the Illinois broadband map right!
How you can help: Take 3 speed tests over 3 days!

- 1 Confirm your Current Subscription**
Confirm what internet speed your household subscribes to, and write it down.
(Your subscription speed will include a download speed and an upload speed. For example, "100/20 mbps.")
- 2 Test your speed**
Visit BEADChallenge.org and click "Start" to run a speed test
- 3 Submit and Repeat**
Fill in your name, email, zip code, address, and speed you currently subscribe to, then submit!
(Repeat two more times, on two separate days)

ILLINOIS BROADBAND LAB
Illinois Department of Commerce & Economic Opportunity

Instagram

Calling all Illinois Residents:
Let's get the Illinois broadband map right!
How you can help: Take 3 speed tests over 3 days!

- 1 Confirm your Current Subscription**
Confirm what internet speed your household subscribes to, and write it down.
(Your subscription speed will include a download speed and an upload speed. For example, "100/20 mbps.")
- 2 Test your speed**
Visit BEADChallenge.org and click "Start" to run a speed test
- 3 Submit and Repeat**
Fill in your name, email, zip code, address, and speed you currently subscribe to, then submit!
(Repeat two more times, on two separate days)

ILLINOIS BROADBAND LAB
Illinois Department of Commerce & Economic Opportunity

LinkedIn

Calling all Illinois Residents:
Let's get the Illinois broadband map right!
How you can help: Take 3 speed tests over 3 days!

- 1 Confirm your Current Subscription**
Confirm what internet speed your household subscribes to, and write it down.
(Your subscription speed will include a download speed and an upload speed. For example, "100/20 mbps.")
- 2 Test your speed**
Visit BEADChallenge.org and click "Start" to run a speed test
- 3 Submit and Repeat**
Fill in your name, email, zip code, address, and speed you currently subscribe to, then submit!
(Repeat two more times, on two separate days)

ILLINOIS BROADBAND LAB
Illinois Department of Commerce & Economic Opportunity

Twitter

Calling all Illinois Residents:
Let's get the Illinois broadband map right!
How you can help: Take 3 speed tests over 3 days!

- 1 Confirm your Current Subscription**
Confirm what internet speed your household subscribes to, and write it down.
(Your subscription speed will include a download speed and an upload speed. For example, "100/20 mbps.")
- 2 Test your speed**
Visit BEADChallenge.org and click "Start" to run a speed test
- 3 Submit and Repeat**
Fill in your name, email, zip code, address, and speed you currently subscribe to, then submit!
(Repeat two more times, on two separate days)

ILLINOIS BROADBAND LAB
Illinois Department of Commerce & Economic Opportunity

One-Pager for Individuals

Instructions for Individuals

Let's get the Illinois broadband map right!

Help make sure Illinois broadband dollars go where they're needed most by completing three speed tests, on three different days.

Visit BEADChallenge.org to get started.

It's as easy as 1-2-3!

1

Confirm what internet speed your household subscribes to, and write it down or take a screenshot. Log into your internet service account to check.

Your subscription speed will include a download speed and an upload speed. For example, "100/20 mbps."

2

Visit BEADChallenge.org and click "Start" to run a speed test.

3

Click on "Click here for full instructions!" and then fill in your name, email, zip code, address, and speed you currently subscribe to. Then click "Submit!"

Repeat steps 1 - 3 two more times on two separate days to make sure your challenge is complete.

?

- **What is a speed test?**
A speed test measures the speed and quality of your internet at a point in time.
- **Why should I take a speed test?**
Taking a speed test will help ensure that the Illinois Broadband Map accurately shows where there is and is not quality internet available to residents.
- **What is this tool?**
By completing a speed test using this tool and sharing your location information, the University of Chicago Internet Equity Initiative will submit internet quality information on your behalf.
- **What happens after I submit my speed test?**
You'll then be prompted to complete two more speed tests on two separate days to complete the process. To help you out, you'll receive email reminders to complete your second and third speed tests.

Questions? Email broadband@illinois.gov or visit DCEO.illinois.gov/BEADChallenge.



One-Pager for Residents of Multi-Dwelling Units

Instructions for Multi-Dwelling Units



Let's get the Illinois broadband map right!

Do you live in an apartment building? Do you have slow internet service in your unit, or believe that quality internet is not offered in your unit?

Your help is needed to make sure Illinois broadband dollars go where they're needed most!

It's as easy as 1-2-3!

1

Confirm what internet speed your household subscribes to, and write it down or take a screenshot. Log into your internet service account to check.

Your subscription speed will include a download speed and an upload speed. For example, "100/20 mbps."

2

Visit BEADChallenge.org and click "Start" to run a speed test.

3

Click on "Click here for full instructions!" and then fill in your name, email, zip code, address, and speed you currently subscribe to. Then click "Submit!"

Repeat steps 1 - 3 two more times on two separate days to make sure your challenge is complete.

?

- **How many units need to participate?**
 - In a 2 to 15-unit building, at least 1 unit must participate
 - In a 16 to 24-unit building, at least 2 units must participate
 - In a building with 25 or more units, at least 3 units must participate
- **How do I know if my speed tests will change the map?**
The entire building may be considered eligible for funding to improve broadband quality if:
 - 1) the median of three speed tests taken on three separate days delivers a result slower than 100/20 mbps or latency above 100 ms, and
 - 2) units subscribe to a plan 100/20 mbps or higher.

Questions? Email broadband@illinois.gov or visit DCEO.illinois.gov/BEADChallenge.



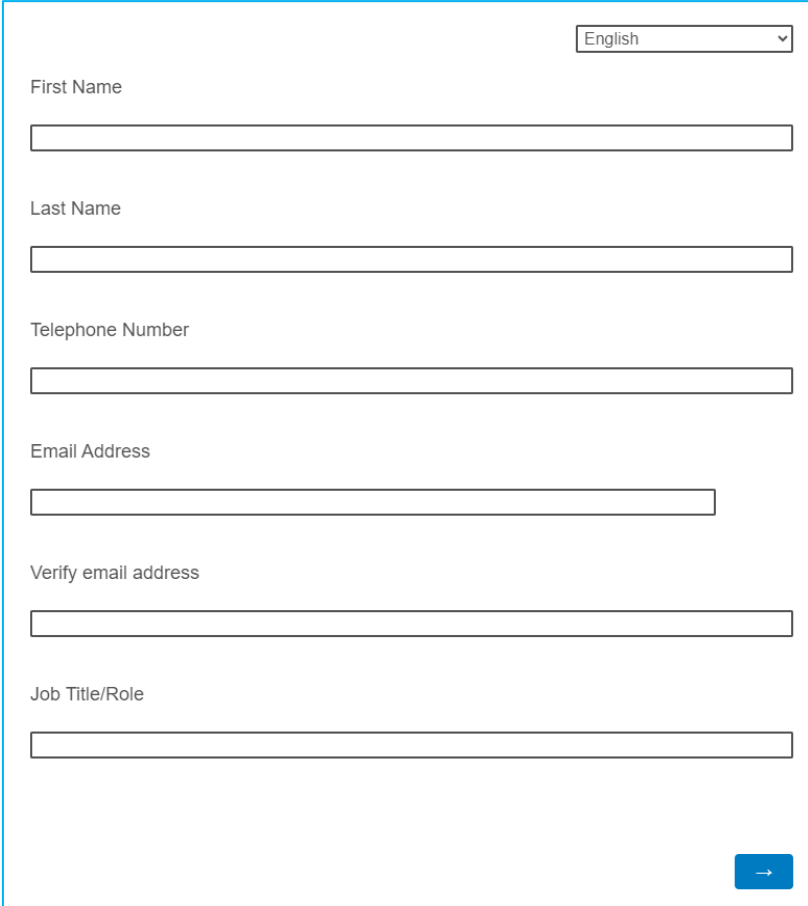
Download
One-Pager:
[dceo.illinois.gov/
beadchallenge](http://dceo.illinois.gov/beadchallenge)

Non-profits, local gov, ISPs can submit challenges directly – but pre-registering for the challenge process online is required

Why is pre-registration required?

- 1) Communications:** Receive up-to-date communication about the challenge process, including important dates, resources, and updates
- 2) Identity Verification:** For a challenge to be submitted, the IOB needs to verify that the entity submitting the challenge is eligible

It's an easy and quick way to make sure you're able to help ensure the broadband map is accurate. [Click here to pre-register.](#)



A screenshot of a pre-registration form. At the top right, there is a language selection dropdown menu set to "English". Below this are several input fields: "First Name", "Last Name", "Telephone Number", "Email Address", "Verify email address", and "Job Title/Role". Each field is represented by a horizontal text box. At the bottom right of the form, there is a blue button with a white right-pointing arrow.

Sample screenshot from pre-registration form

Today's Agenda

Introductions



**Group Discussion &
Recharge**

State Digital Equity Plan

Unpacking the Plan

Regional Findings

Breakout & Discussion



Submitting Comments

BEAD Challenge Process

Regional Updates & READY



Closing

Announcements & General Discussion



Regional Updates & *READY*

Digital Navigator Corps

- Central - *Layla Brown*
- East Central - *Jessica Black*
- North Central - *John Scott*
- Northeast I (City of Chicago) - *Chanel Scott*
- Northeast II (Cook County) - *Jennel Hooper*
- Northeast III LatinxDLN (in Chicago) – *Alejandra Sanchez*
- Northern Stateline - *Cade Zima*
- Northwest - *Grace (Gracie) Clucas*
- Southeast – *TBD: Graduate Assistant at Eastern Illinois University to serve early 2024*
- Southern - *TBD: A Graduate Assistant at Southern Illinois University – Carbondale to serve early 2024*
- Southwest - *Marva Rucker*
- West Central - *Vikkie Becker*



Today's Agenda

Introductions



Group Discussion & Recharge

State Digital Equity Plan

Unpacking the Plan

Regional Findings

Breakout & Discussion



Submitting Comments


BEAD Challenge Process

Regional Updates & READY



Closing

Announcements & General Discussion



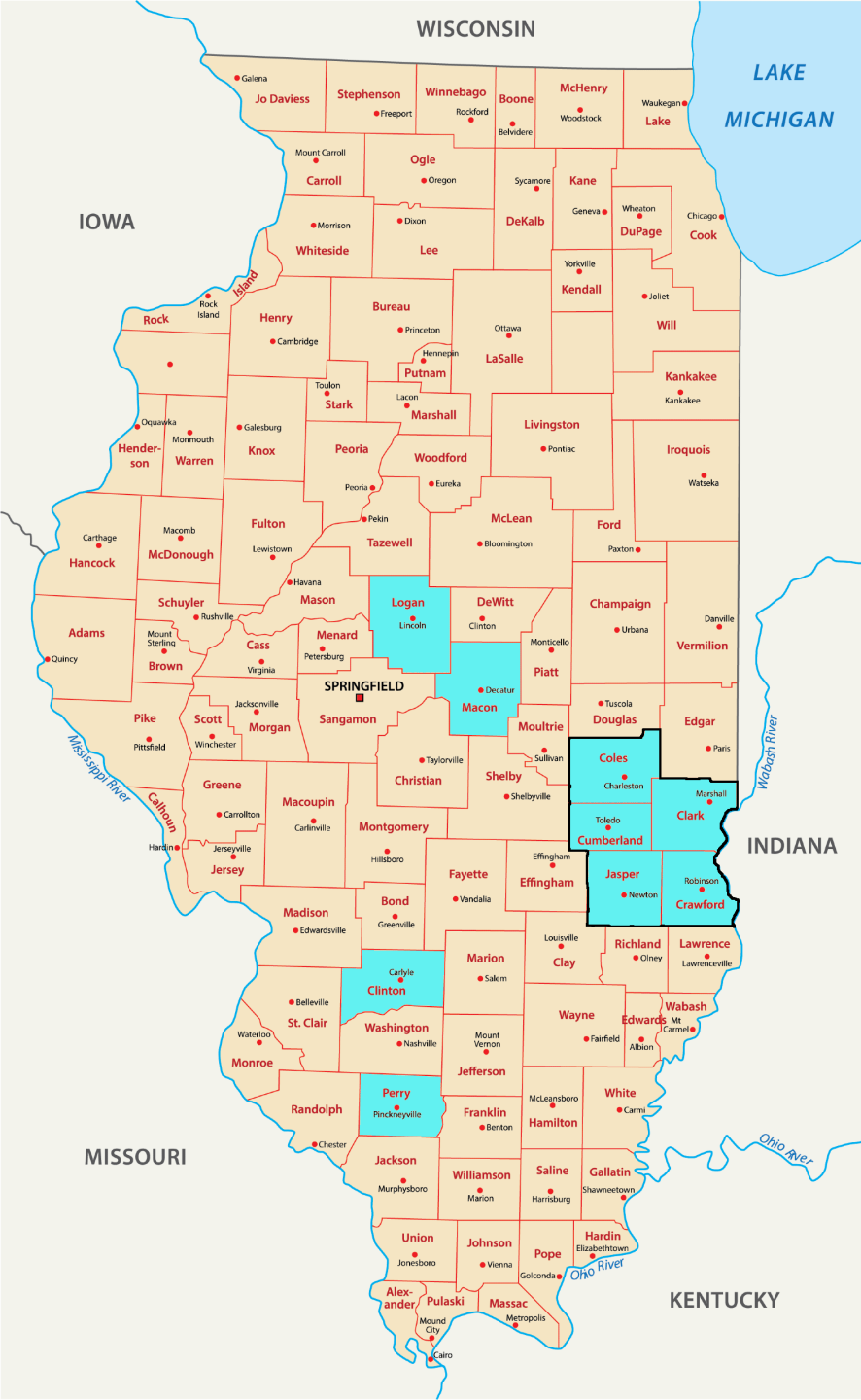


Illinois Broadband Lab

Statewide Meetings Calendar

- **ACP Outreach – Monthly Call**
 - 3rd Thursday 11-12pm
- **Statewide Digital Equity Call – Monthly**
 - 1st Fridays 1-2pm
 - Next Call: Feb 2, 2024
- **Illinois Broadband Advisory Council (Quarterly Meetings)**
 - Next Meeting: TBD

Questions? Email: IllinoisBroadbandLab@Uillinois.edu



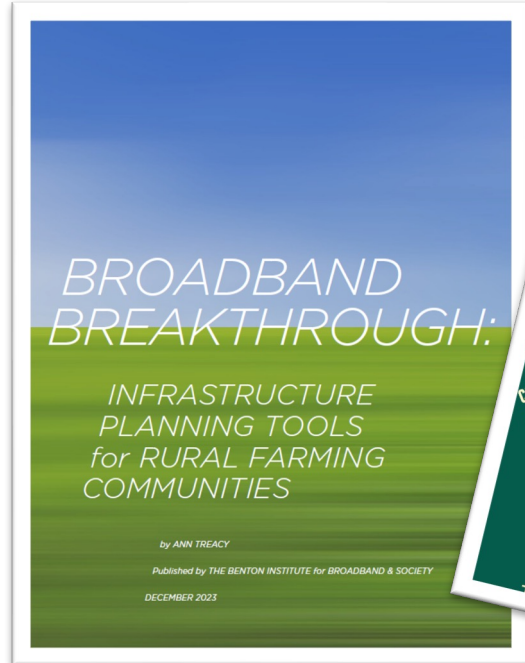
Broadband Breakthrough Update

Thursday mornings beginning Jan 4, 2024

Participating Counties

- Clinton County (Southwest)
- Cumberland, Jasper and Crawford Counties (Joint effort) (Southeast)
- Logan County (Central)
- Macon County (Central)
- Perry County (Southern)

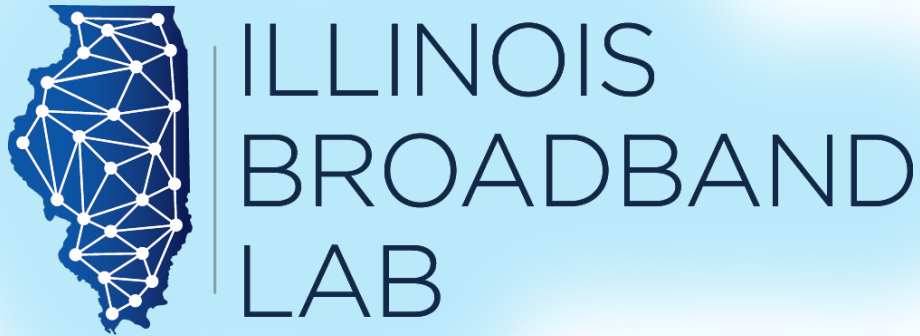
Accepting applications for the second cohort. The deadline for applying is **January 30th.**




Email Bill Coleman
bcoleman@Benton.org

Contact Team

Illinois Broadband Lab  ILLINOIS
BROADBAND
LAB
Robbie McBeath mcbeath1@uillinois.edu
Aneta Thomas Lee atl@uillinois.edu
Shubhika Agarwal sa38@uillinois.edu



Illinois Innovation Network  ILLINOIS
INNOVATION
NETWORK
Kyle Harfst kharfst@uillinois.edu
Jeannette Tamayo jtama2@uillinois.edu

Illinois Office of Broadband



**Illinois
Department of Commerce
& Economic Opportunity**
OFFICE OF BROADBAND
JB Pritzker, Governor

Matt Schmit matt.schmit@Illinois.gov
Devon Braunstein devon.braunstein@illinois.gov
Alicia Ross Alicia.ross@Illinois.gov
Lingling Liu lingling.liu@illinois.gov
Hillary Rains Hillary.rains@Illinois.gov

Illinois Extension ILLINOIS EXTENSION

Nancy Ouedraogo esarey@illinois.edu
Dora Kourkoulou tkourkou@illinois.edu
Kaung Nyein kkhant2@illinois.edu
Kushal Vinod kvinod2@illinois.edu

Where you can find additional information

01

Visit our websites:

IOB: dceo.illinois.gov/connectillinois

IBL: broadband.uillinois.edu

02

Email IOB at broadband@Illinois.gov

Email IBL at illinoisbroadbandlab@Uillinois.edu

03

Subscribe to Illinois' Bi-Weekly

Broadband Newsletter at

go.Illinois.edu/illinoisbroadbandconnections

04

Join Broadband READY

Central | University of Illinois Springfield

East Central | University of Illinois Urbana - Champaign

North Central | Illinois State University

Northeast | Chicago State University

Northern Stateline | Northern Illinois University/Region 1

Northwest | WIU Quad-Cities (TBD)

South | Southern Illinois University Carbondale

Southeast | Eastern Illinois University

Southwest | Southern Illinois University Edwardsville

West Central | Western Illinois University

Closing Announcements